



The Lifting Professionals

Bolingbrook, IL
(630) 972-9199

South Holland, IL
(219) 972-9199

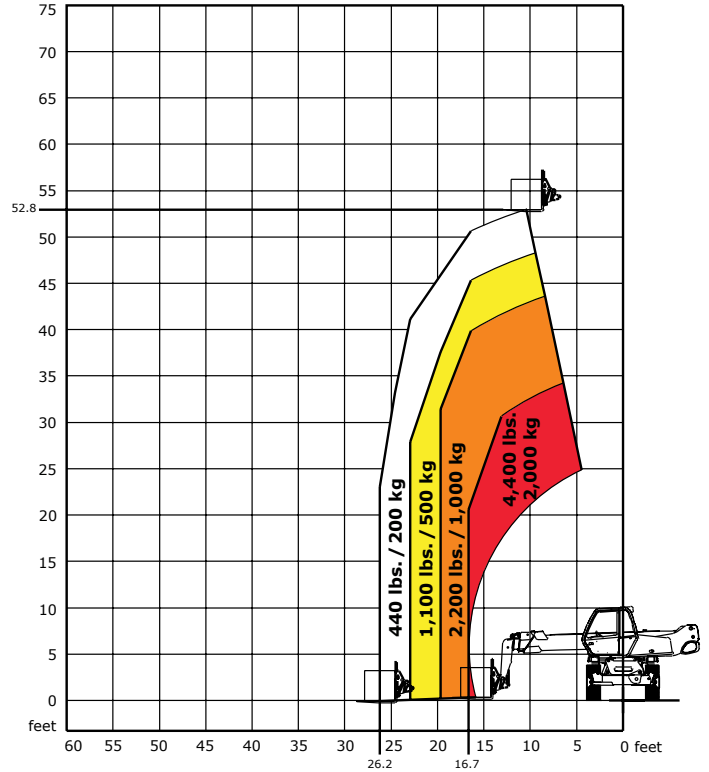
[Click Here to Request a Quote](#)

Manitou MRT 2150

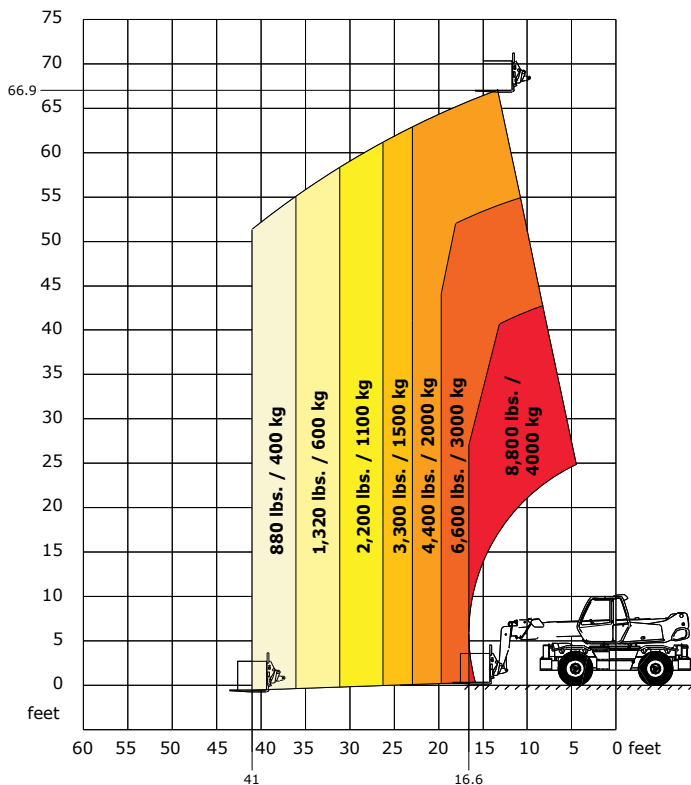
Max Lift Height: 67'7"
Max Capacity: 11,000 lbs.
Horizontal Reach: 59'4"
Machine Weight: 35,483 lbs.



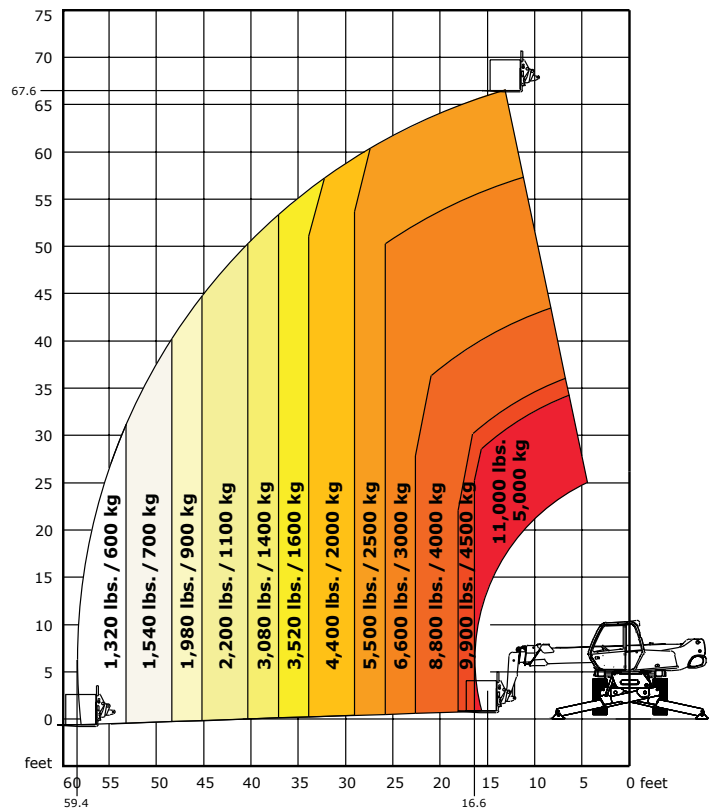
Rotation On Tires With Forks



Frontal Position With Forks



Rotation On Stabilizers With Forks

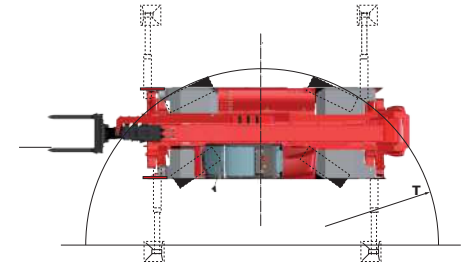
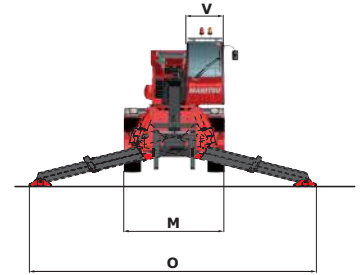
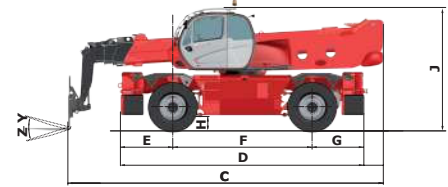


MRT PRIVILEGE PLUS ROTATING TELESCOPIC HANDLER SPECIFICATIONS

		MRT 2150 Privilege Plus	MRT 2540 Privilege Plus	MRT 3255 Privilege Plus	
CAPACITIES	Lift Capacity with Forks (kg)	11,000 lbs. (5000)	8,800 lbs. (4000)	12,100 lbs. (5500)	
	Lift Capacity with Winch (kg)	11,000 lbs. (5000)	8,800 lbs. (4000)	15,800 lbs. (7200)	
	Max. Lift Height (m)	677" (20.6)	80'8.5" (24.6)	103'4" (31.5)	
	Capacity at Max. Lift Height (kg)	5,500 lbs. (2500)	3,800 lbs. (1750)	5,500 lbs. (2500)	
	Max. Forward Reach (m)	59'5" (18.11)	60'8" (18.5)	89'3" (27.2)	
	Cap. at Max. Forward Reach (kg)	1,320 lbs. (600)	800 lbs. (400)	440 lbs. (200)	
ENGINE	Manufacturer	Mercedes-Benz			
	Power (kW)	156 hp (115) Tier IV		231 hp (170) Tier IV	
	Aspiration	Diesel Turbocharged			
	Model	OM 934 E4-5		OM 934 LA	
	Rated Speed	2200 rpm			
	Torque (Nm) @ rpm	498 ft.-lbs. (675) @ 1200 to 1600		664 ft. lbs. (900)	
COMPONENTS	Transmission	Hydrostatic Transmission		Continuous Variable Transmission	
	Max Travel Speed (km/hr)	22.4 mph (36)		25 mph (40)	
	Selective Steering	2-Wheel, 4-Wheel, Crab			
	Service Brake	Hydraulic Multi-Disc Brakes and Front and Rear Axles			
	Parking Brake	Hydraulic Front Axle			
	Axle Manufacturer	Dana			
HYDRAULIC SYSTEM	Pump Type	Piston Pump			
	Total Capacity (L/min)	30.4 gpm (115)		55.5 gpm (210)	
	System Pressure (bar)	3989 psi (275)		5145 psi (350)	
GENERAL SPECIFICATIONS	Approximate Weight (kg)	38,845 lbs. (17620)	41,006 lbs. (18600)	52,880 lbs. (23986)	
	Length - Less Forks (m)	22'5" (6.82)	25'7" (7.79)	27'7" (8.41)	
	Width (m)	8'1" (2.46)		8'3" (2.50)	
	Ground Clearance (m)	13.8" (0.35)		16" (0.42)	
	Wheelbase (m)	10'0" (3.05)		12'4" (3.75)	
	Turning Radius -Outside Tire (m)	16'0" (4.88)		16'1" (4.91)	
	Overall Height (m)	10'3" (3.13)		10'10" (3.30)	
	Standard Tires	18 x 22.5 16PR		Aeolus 17.5 x 25	
	Drawbar Pull (daN)	18,434 lbf. (8200)		23,605 (10500)	
	Lateral Frame Leveling	+ / - 8°			
	Longitudinal Frame Leveling	N/A	N/A	+ / - 3°	
	FLUID CAPACITIES	Cooling System (L)	4.75 gal. (18)		9.25 gal. (35)
		Engine Oil (L)	4 gal. (15)		5.4 gal. (20.5)
Hydraulic Oil (L)		78.5 gal. (297)		78.5 gal. (297)	
Fuel Tank (L)		95.4 gal. (361)		95.4 gal. (361)	
Urea- Ad Blue (L)		14 gal. (54)		16.6 gal. (63)	

DIMENSIONS REFERENCE DIAGRAMS

(MRT 3255 Privilege Plus shown)



(mm)	MRT 2150 Privilege Plus	MRT 2540 Privilege Plus	MRT 3255 Privilege Plus
C	22'5" (6825)	25'7" (7795)	27'7" (8412)
D	17'6" (5350)	17'6" (5350)	21'7" (6568)
E	3'9" (1150)	3'9" (1150)	4'7.5" (1409)
F	10'0" (3050)	10'0" (3050)	12'4" (3750)
G	3'9" (1150)	3'9" (1150)	4'7.5" (1409)
H	13.8" (350)	13.8" (350)	16" (420)
J	10'3" (3130)	10'3" (3130)	10'10" (3306)
M	8'1" (2465)	8'1" (2465)	8'3" (2500)
O	16'9" (5115)	16'9" (5115)	23'3.5" (7100)
T	16" (4880)	16" (4880)	16'1" (4910)
V	31.4" (950)	31.4" (950)	3'1" (933)
Y	12°	12°	12°
Z	105°	105°	105°