

Telescopic Crawler Crane Grue télescopique sur chenilles

LTR 1100

Technical Data Caractéristiques techniques

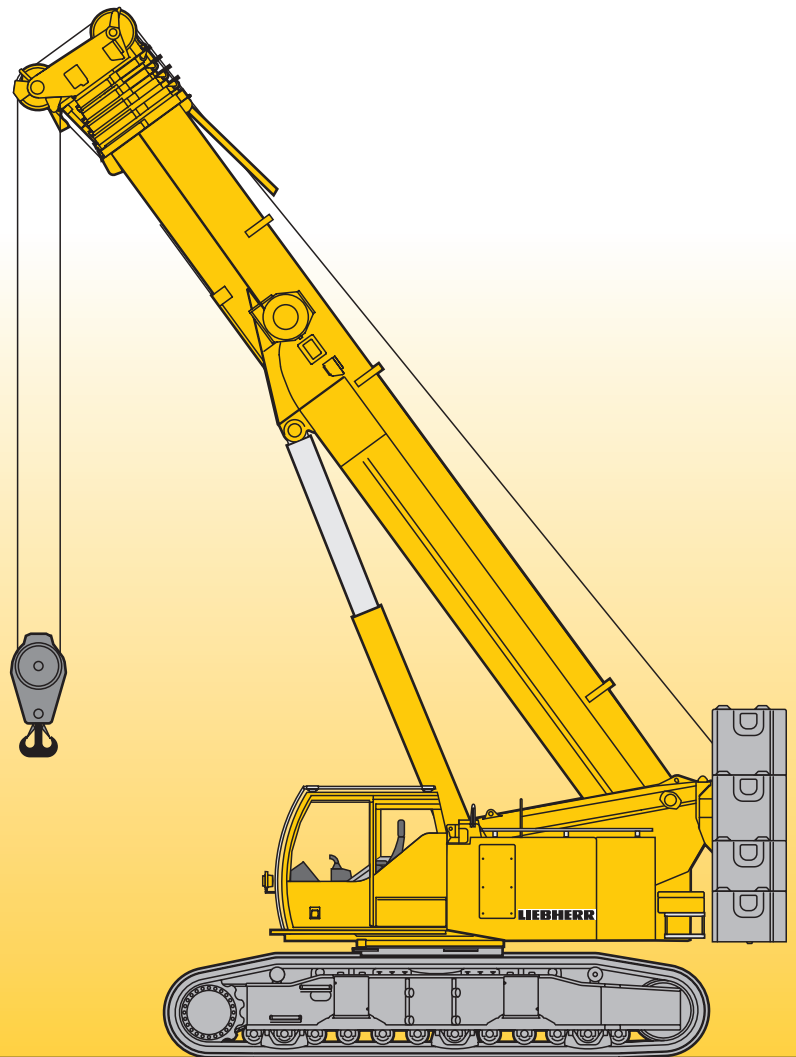


The Lifting Professionals

Bolingbrook, IL
(630) 972-9199

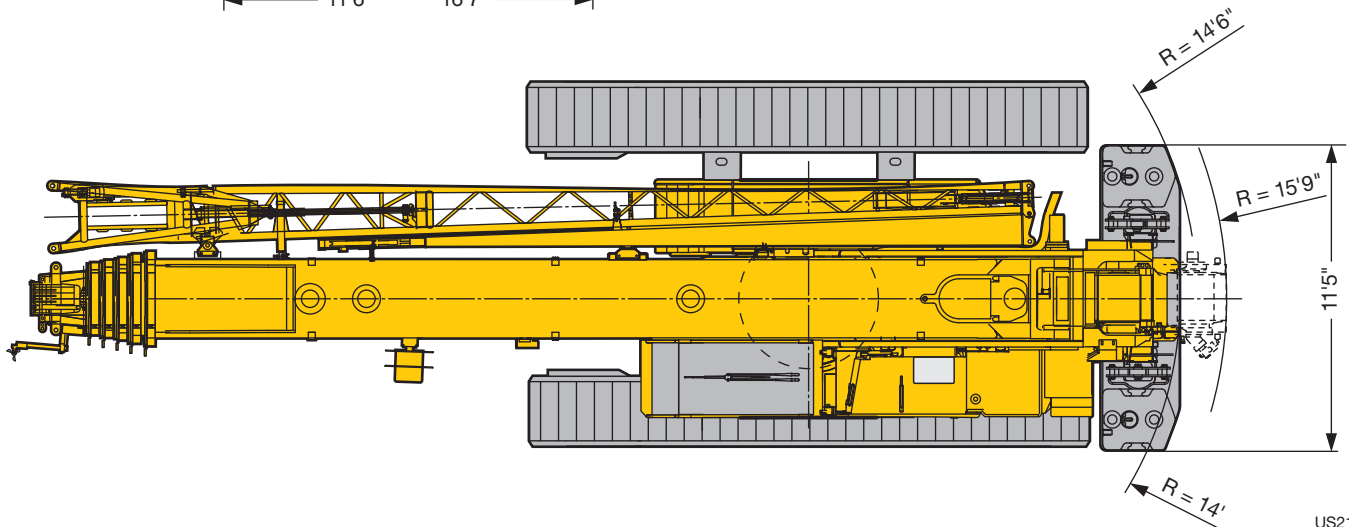
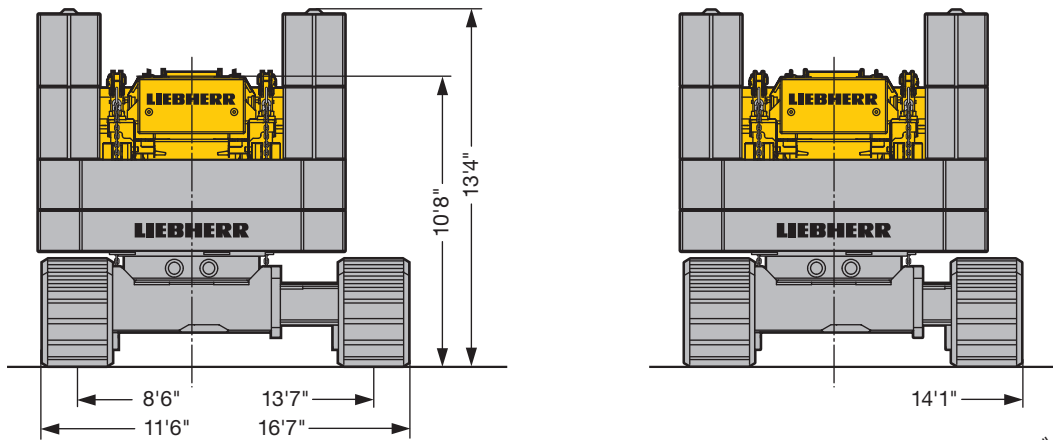
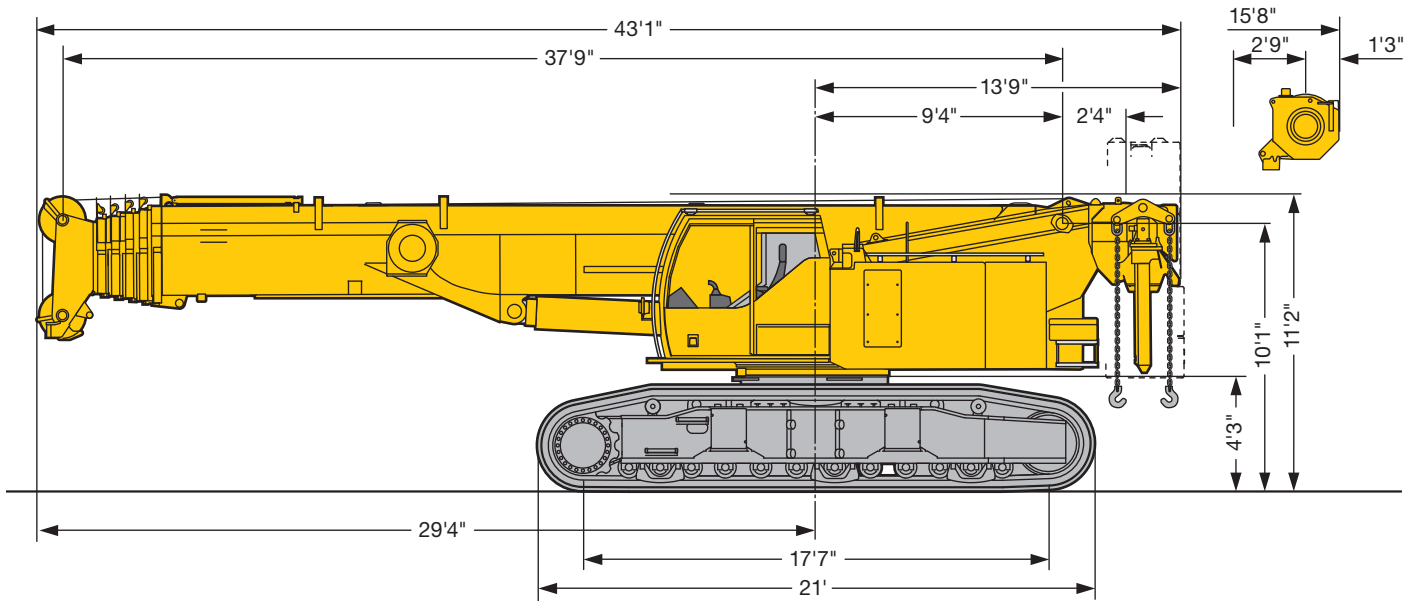
South Holland, IL
(219) 972-9199

[Click Here to Request a Quote](#)








LIEBHERR

Dimensions Encombrement








US2120.03

Crane data Dates de la grue

	Total driving force Puissance propulsive totale	148400 lbs
	Total weight with 70540 lbs counterweight, 33070 lbs central ballast and 3-sheave hook block Poids total avec contrepoids de 70540 lbs, lest central de 33070 lbs et moufle à crochet à 3 poulies	~ 227100 lbs
	Average ground pressure without jack-up cylinders at 227100 lbs total weight and with 2'11" track pads Pression au sol moyenne sans vérin Jack-up pour un poids total de 227100 lbs et des tuiles de 2'11"	15.4 lbs / inch ²
	normal gear · marche normale rapid gear · marche rapide	0 – 0.6 mph 0 – 1.7 mph
	Max. permissible gradability Pente admissible maxi.	46 %



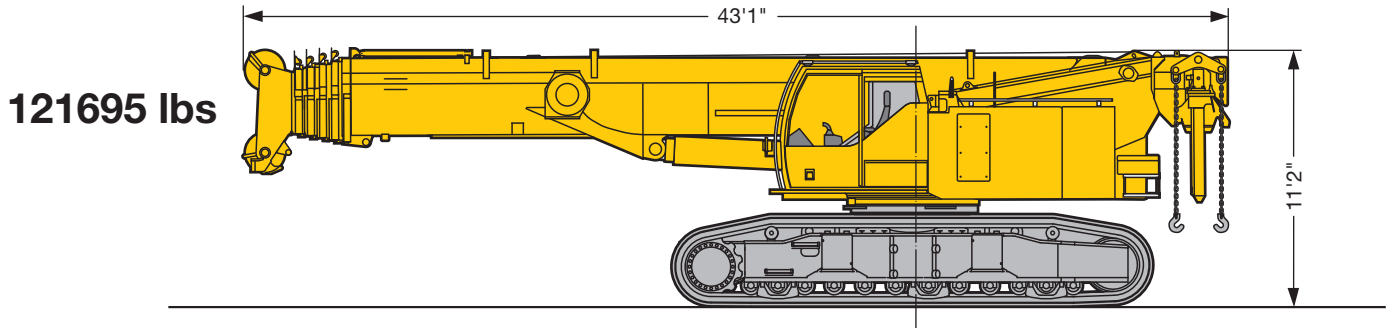
Drive Mécanismes	infinitely variable en continu	Rope diameter / Rope length Diamètre du câble / Longueur du câble	Max. single line pull Effort au brin maxi.
	0 – 361 ft/min single line ft/min au brin simple	0'8" / 656 ft	19400 lbs
	0 – 361 ft/min single line ft/min au brin simple	0'8" / 656 ft	19400 lbs
	0 – 1.8 rpm		
	approx. 60 seconds to reach 82° boom angle env. 60 s jusqu'à 82°		
	approx. 360 seconds for boom extension from 38 ft – 171 ft env. 360 s pour passer de 38 ft – 171 ft		



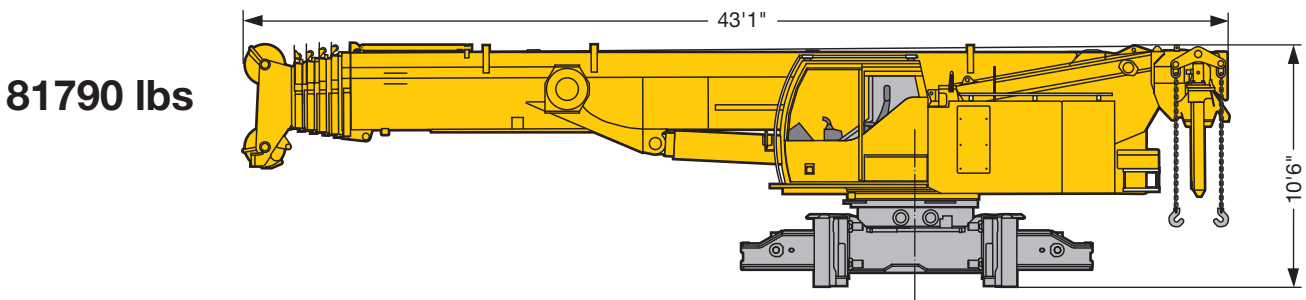
Load kips Forces de levage kips	No. of sheaves Poulies	No. of lines Brins	Weight lbs Poids lbs
220	7	14	2730
200	5	11	1540
130.2	3	7	1102
57.5	1	3	992
19.4	–	1	550

Transportation plan Plan de transport

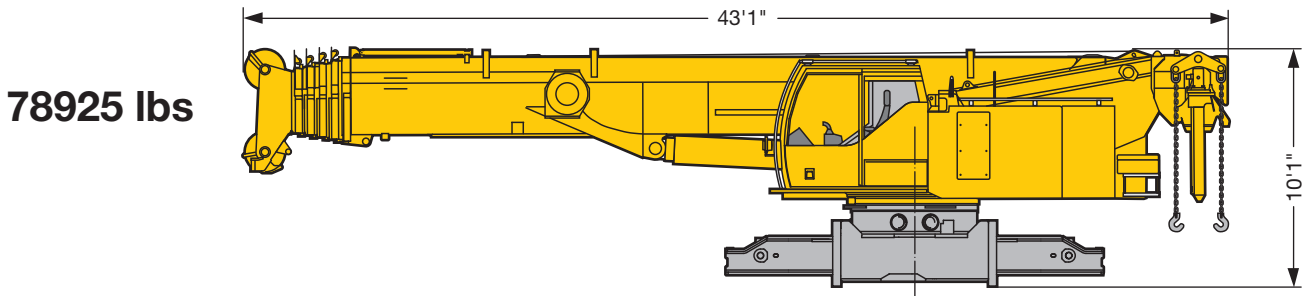
Basic machine, width 11'6", triple grouser crawler carrier 2'11"
Machine de base, largeur 11'6", 3 nervures longerons 2'11"



Basic machine, width 9'10", with jack-Up cylinder (optional)
Machine de base, largeur 9'10", avec verin Jack-Up (option)

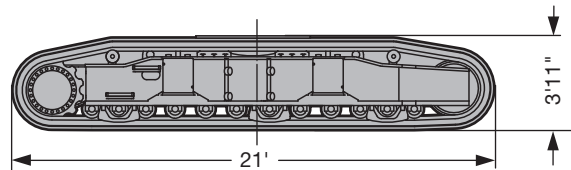


Basic machine, width 9'10"
Machine de base, largeur 9'10"



Crawler carrier, 2 x, width 2'11"
Longerons, 2 x, largeur 2'11"

21385 lbs (2x) triple grouser
3 nervures

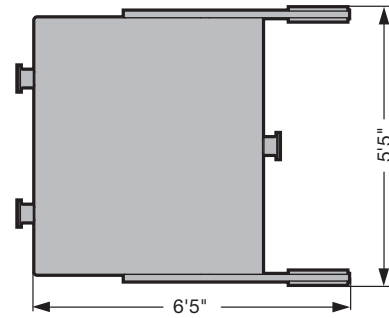
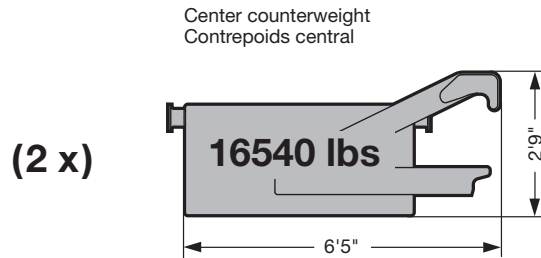


21825 lbs (2x) Flat track pads (optional)
Tuiles plates (option)

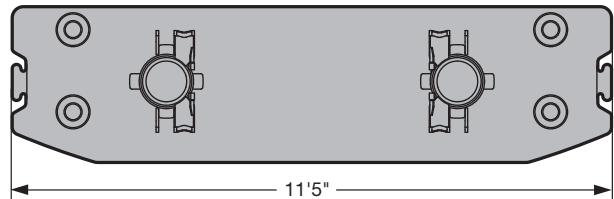
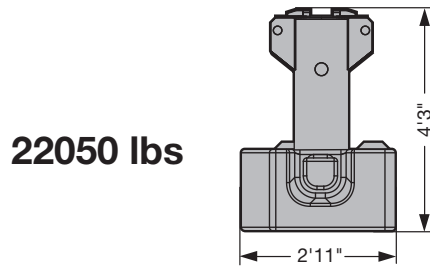
US2133.02

Transportation plan Plan de transport

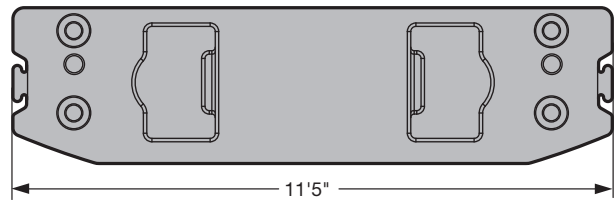
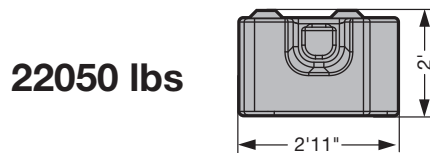
Counterweight versions
Variantes de contrepoids



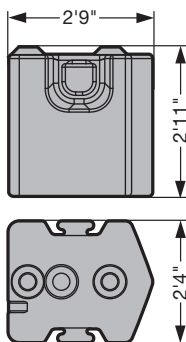
Part A / Partie A
Superstructure ballast
Contrepoids de la partie tournante



Part B / Partie B
Superstructure ballast
Contrepoids de la partie tournante

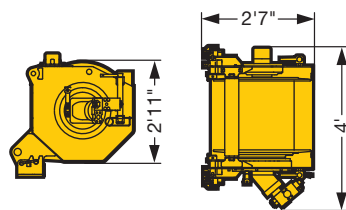


Part C / Partie C
6610 lbs



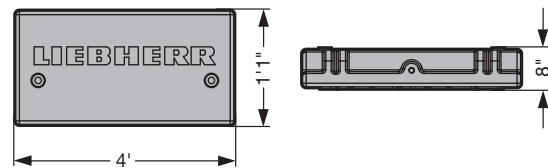
Winch 2 incl. rope
Treuil 2 avec câble

3085 lbs




Replacement ballast for winch 2
Contrepoids de remplacement pour le treuil 2

1985 lbs

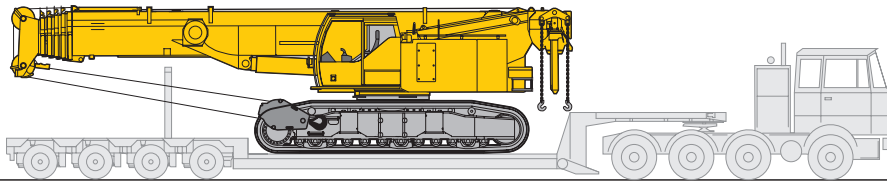


US2136.01


	Part A / Partie A à 22050 lbs	Part B / Partie B à 22050 lbs	Part C / Partie C à 6610 lbs
			
57320 lbs*	1 x	1 x	2 x
70540 lbs	1 x	1 x	4 x

* standard · standard

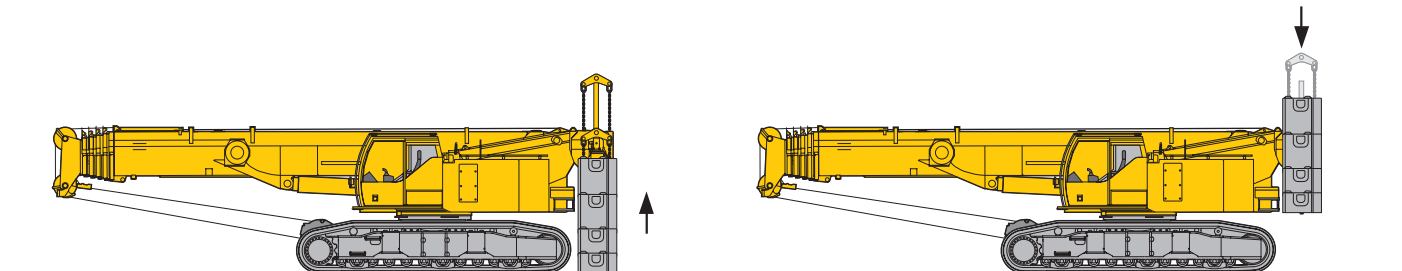
Transportation plan Plan de transport



Transport width 11'6" with crawlers (2'11")
Largeur de transport 11'6" avec chenilles (2'11")

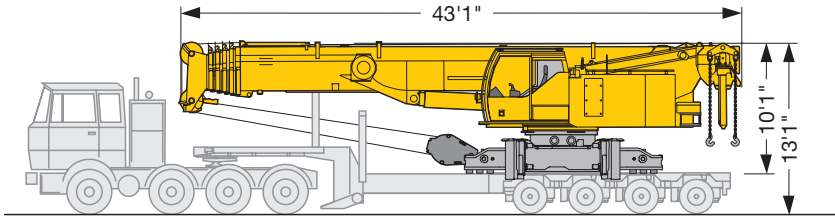


Telescope crawler travel gear out
Elargir le train de chenilles

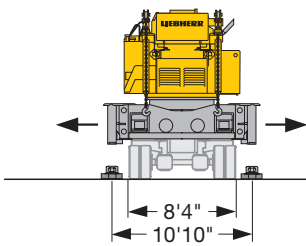


Assembly superstructure ballast
Montage du contrepois de la partie tournante

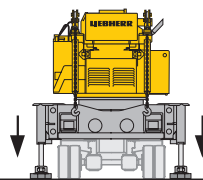
Transportation plan Plan de transport



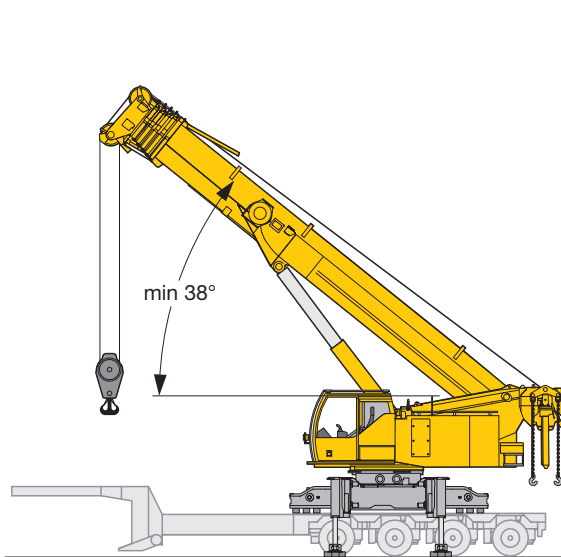
9'10" transport width on low loader up to 8'4" wide
Largeur de transport de 9'10" avec une remorque surbaissée jusqu'à 8'4" de large



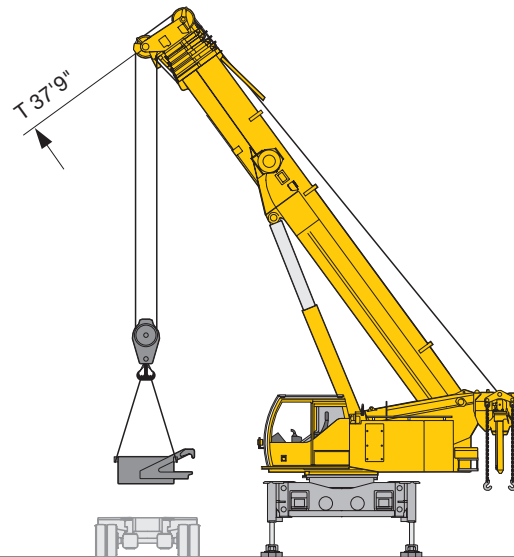
Swinging out the four jack-up cylinders
Extension des 4 vérins Jack-up



Supporting up the crane
Calage de la grue



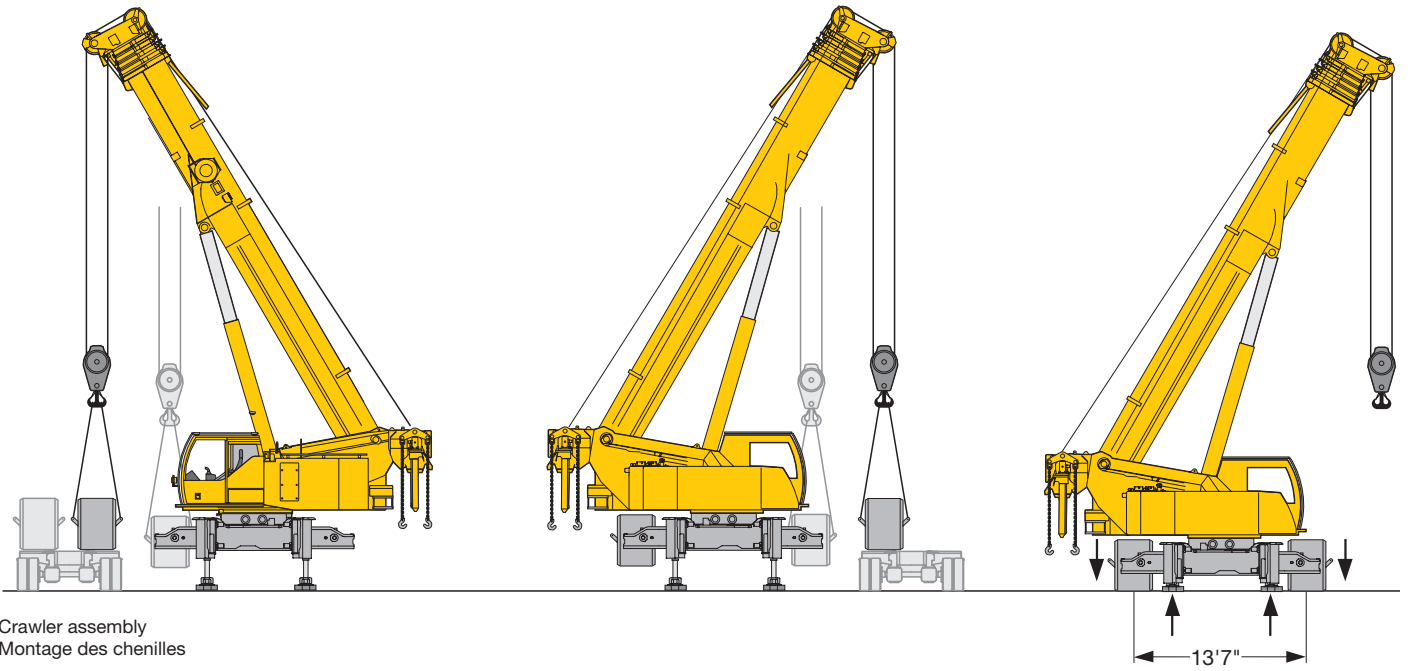
Boom lift to min. 38° on low loader
Relevage à 38° minimum sur la remorque surbaissée



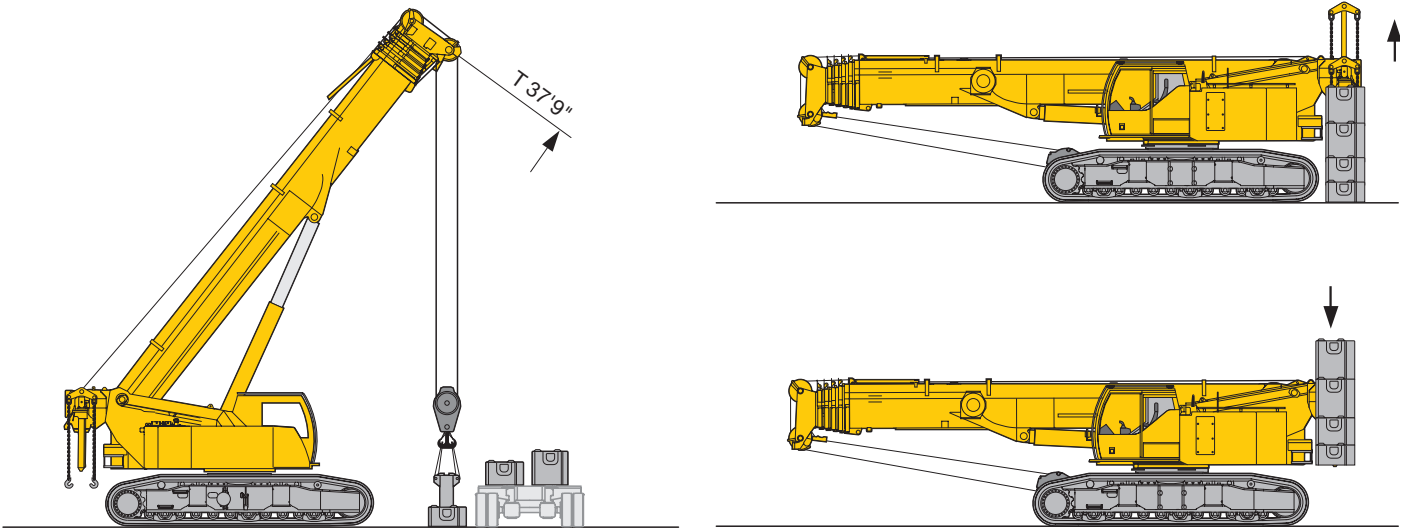
Central ballast assembly (2 x 16540 lbs)
Montage du contrepoids central (2 x 16540 lbs)

US2134.01

Transportation plan Plan de transport
























Crawler assembly
Montage des chenilles



Assembly superstructure ballast
Montage du contrepois de la partie tournante


















US2135.01

Overview of load charts Aperçu des tableaux de charge

					
70540 lbs 57320 lbs 33100 lbs 					-
48500 lbs 44100 lbs 35300 lbs 22050 lbs 0 lbs 33100 lbs 					
0 lbs 0 lbs 					

Ballast versions see operation manual · variantes de lestage, voir le manuel d'instructions

At operation modes TNZK, TVNZK chassis width 16.6 ft · pour les modes de fonctionnement TNZK, TVNZK largeur du véhicule 16.6 ft







 					
70540 lbs 57320 lbs 33100 lbs 					-
48500 lbs 44100 lbs 35300 lbs 22050 lbs 0 lbs 33100 lbs 					
0 lbs 0 lbs 	-	-	-	-	-

Ballast versions see operation manual · variantes de lestage, voir le manuel d'instructions

At operation modes TNZK, TVNZK chassis width 16.6 ft · pour les modes de fonctionnement TNZK, TVNZK largeur du véhicule 16.6 ft

Lifting capacities Forces de levage

T






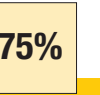
	 38 - 171 ft	 16.6 ft	 360°	 70540 lbs	 33100 lbs	 75%								
	ft	38 ft	50 ft	62 ft	74 ft	87 ft	99 ft	111 ft	123 ft	135 ft	148 ft	160 ft	171 ft	ft
8		217*												8
9		208*												9
10		196*												10
11		185*												11
12		180	153	129										12
13		171	155	130										13
14		163	155	131	124	103								14
15		155	154	132	123	103								15
16		148	148	132	122	102	84							16
17		142	142	131	120	100	83							17
18		136	136	128	118	98.5	82	66.5	55.3					18
20		124	124	121	112	95.5	79.5	66	55.1					20
22		111	112	108	101	92.5	77.5	63.5	53.9	44.5				22
24		99.5	101	97.5	91	87.5	75.5	61.5	52.5	44.1				24
26		88	90	88	82.5	80	73.5	58.8	51	43.2	38.5			26
28			81	79.5	77	74	70.5	56.5	49.2	42.3	38	29.5		28
30			73	72	72	69	67	54.2	47.3	41.2	37.4	29.4		30
32			66	65.5	68	65	62	52.1	45.6	39.8	36.6	28.9	23.3	32
34			61	60.5	63.5	61.5	58.3	50.2	44	38.5	35.6	28.4	23	34
36			56.6	56.8	58.6	57.3	54.7	48.5	42.4	37.2	34.6	27.9	22.6	36
38			52.3	53.1	54	53.2	51.2	46.8	40.9	35.9	33.5	27.4	22.2	38
40				49.6	49.9	49.5	47.9	45.1	39.5	34.7	32.4	27	21.8	40
45				42	42.2	41.8	40.9	40	36.2	32	30.1	25.9	20.8	45
50				36.3	36.4	36	35.5	35.7	33.2	29.6	27.9	24.7	19.9	50
55					31.7	31.3	31.5	31.6	30.1	27.4	25.9	23.4	19.1	55
60						27.4	28.4	27.7	26.9	25.5	24.1	22	18.4	60
65						24.5	25.2	24.5	23.7	23.6	22.3	20.6	17.6	65
70						22	22.7	22.3	21.9	21.4	20.6	19.3	16.6	70
75							20.4	20.3	20.1	19.6	19.1	18	15.6	75
80							18.5	18.5	18.1	18.1	17.9	16.8	14.6	80
85							16.8	17.1	16.4	16.6	16.3	15.5	13.8	85
90								15.7	15.3	15.1	14.9	13.9	13	90
95									14.4	14.2	13.9	13.5	12.2	95
100										13.2	12.8	12.3	11.4	100
105										12.1	11.7	11.2	10.4	105
110										11.2	10.7	10.2	9.5	110
115											9.8	9.3	8.6	115
120											9	8.5	7.7	120
125												7.7	6.9	125
130												7	6.3	130
135												6.4	5.6	135
140													5.1	140
145														145
150														150
155														155

* 35300 lbs counterweight slabs · 35300 lbs contrepoids de la partie tournante

TAB 1753001

Lifting capacities Forces de levage







T

	 38 - 171 ft	 14.1 ft	 n.v. / n.h.	 70540 lbs	 33100 lbs	 75%							
	38 ft	50 ft	62 ft	74 ft	87 ft	99 ft	111 ft	123 ft	135 ft	148 ft	160 ft	171 ft	
ft													ft
9	187												9
10	187												10
11	185	100											11
12	180	153	129										12
13	171	155	130	120									13
14	163	155	131	124	103								14
15	155	154	132	123	103								15
16	148	148	132	122	102	84							16
17	142	142	130	120	100	83							17
18	136	135	126	118	98.5	82	66.5	55.3					18
20	124	124	121	112	95.5	79.5	66	55.1					20
22	111	112	108	101	92.5	77.5	63.5	53.9	44.5				22
24	99.5	101	97.5	91	87.5	75.5	61.5	52.5	44.1				24
26	88	89.5	88	82.5	80	73.5	58.8	51	43.2	38.5			26
28		81	79.5	75.5	73.5	70.5	56.5	49.2	42.3	38	29.5		28
30		73	72	72	69	67	54.2	47.3	41.2	37.4	29.4		30
32		66	65.5	68	65	62	52.1	45.6	39.8	36.6	28.9	23.3	32
34		61	60	63.5	61.5	58.3	50.1	44	38.5	35.6	28.4	23	34
36		56.3	55.9	58.6	57.3	54.7	48.3	42.4	37.2	34.6	27.9	22.6	36
38		51.7	52.8	54	53.2	51.2	46.7	40.9	35.9	33.5	27.4	22.2	38
40			49.6	49.9	49.5	47.9	45.1	39.5	34.7	32.4	27	21.8	40
45			42	42.2	41.8	40.9	40	36.2	32	30.1	25.9	20.8	45
50			36.3	36.4	36	35.2	35.5	33	29.6	27.9	24.7	19.9	50
55				31.7	31.3	31.5	31.6	30.1	27.4	25.9	23.4	19.1	55
60					27.4	28.4	27.7	26.9	25.3	24.1	22	18.4	60
65					24.4	25.2	24.5	23.7	23.6	22.3	20.6	17.6	65
70					22	22.7	22.1	21.7	21.4	20.5	19.3	16.6	70
75						20.4	20.2	20.1	19.3	19.1	18	15.6	75
80						18.5	18.5	18.1	18.1	17.9	16.8	14.6	80
85						16.8	17.1	16.4	16.6	16.3	15.5	13.8	85
90							15.7	15.2	15.1	14.9	13.9	13	90
95							14.4	14.2	13.9	13.5	12.6	12.2	95
100								13.2	12.8	12.3	11.4	11.3	100
105								12.1	11.7	11.2	10.4	10.3	105
110								11.2	10.7	10.2	9.5	9.4	110
115									9.8	9.3	8.6	8.6	115
120									9	8.5	7.7	7.7	120
125										7.7	6.9	7	125
130										7	6.3	6.3	130
135										6.4	5.6	5.7	135
140											5.1	5.1	140
145												4.5	145
150												4	150
155												3.6	155

TAB 1753295

Lifting capacities Forces de levage







T

	 38 – 160 ft	 14.1 ft	 360°	 70540 lbs	 33100 lbs	 75%							
ft	38 ft	50 ft	62 ft	74 ft	87 ft	99 ft	111 ft	123 ft	135 ft	148 ft	160 ft	ft	
22	87.5	87.5	82	79	75	70.5						22	
24	82.5	82.5	78	75.5	71.5	67.5						24	
26	73	74	72.5	68.5	66	62	58.5	50.8	43.1			26	
28		67.5	66.5	63.5	61.5	57.9	56	49.2	42.3			28	
30		61.5	63	58.3	56.8	56.1	52.9	47.3	41.2	37.4	29.4	30	
32		56.2	57.6	55.7	53.7	52.3	50	45.6	39.8	36.6	28.9	32	
34		51.8	53.2	53.4	51.7	48.9	47.1	43.5	38.5	35.6	28.4	34	
36		48	49.3	49.6	48.4	46	44.3	41.2	37.2	34.6	27.9	36	
38		44.2	45.5	45.7	45	43.3	42	39.5	35.9	33.5	27.4	38	
40			42.1	42.3	41.9	40.7	40.4	38.1	34.6	32.4	27	40	
45			35.7	35.9	35.4	36.1	35.2	33.1	31	30.1	25.9	45	
50			30.8	30.9	30.6	31.5	30.7	29.1	28.3	27	24.7	50	
55				26.9	26.7	27.5	26.9	26	25.4	24.7	23.3	55	
60					23.4	24.1	24	23.8	22.9	23	21.6	60	
65					20.7	21.4	21.7	21.1	21.1	20.7	19.3	65	
70					18.5	19.2	19.6	19.3	19	18.7	17.3	70	
75						17.8	17.6	17.6	17.2	16.8	15.6	75	
80						16.4	15.9	15.9	15.5	15	14	80	
85						14.9	14.6	14.4	14	13.3	12.4	85	
90							13.3	13.1	12.6	12.1	11.2	90	
95							12.2	11.9	11.5	10.9	10.1	95	
100								10.9	10.4	9.9	9.1	100	
105									9.9	9.4	8.9	105	
110									9.1	8.5	8.1	110	
115										7.7	7.3	115	
120										7	6.5	120	
125											5.9	125	
130											5.3	130	
135											4.7	135	
140											3.4	140	

TAB 1753303

Lifting capacities Forces de levage







T

													
	38 ft	50 ft	62 ft	74 ft	87 ft	99 ft	111 ft	123 ft	135 ft	148 ft	160 ft	171 ft	
ft													ft
9	187												9
10	187												10
11	185	100											11
12	180	153	129										12
13	171	155	130	120									13
14	163	155	131	124	103								14
15	155	154	132	123	103								15
16	148	148	132	122	102	84							16
17	142	142	130	120	100	83							17
18	136	135	126	118	98.5	82	66.5	55.3					18
20	124	124	121	112	95.5	79.5	66	55.1					20
22	111	112	108	101	92.5	77.5	63.5	53.9	44.5				22
24	99.5	101	97.5	91	87.5	75.5	61.5	52.5	44.1				24
26	88	89.5	88	82.5	80	73.5	58.8	51	43.2	38.5			26
28		81	79.5	75.5	73.5	70.5	56.5	49.2	42.3	38	29.5		28
30		73	72	72	69	67	54.2	47.3	41.2	37.4	29.4		30
32		66	65.5	68	65	62	52.1	45.6	39.8	36.6	28.9	23.3	32
34		61	60	63.5	61.5	58.3	50.1	44	38.5	35.6	28.4	23	34
36		56.3	55.9	58.6	57.3	54.7	48.3	42.4	37.2	34.6	27.9	22.6	36
38		51.7	52.8	54	53.2	51.2	46.7	40.9	35.9	33.5	27.4	22.2	38
40			49.6	49.9	49.5	47.9	45.1	39.5	34.7	32.4	27	21.8	40
45			42	42.2	41.8	40.9	40	36.2	32	30.1	25.9	20.8	45
50			36.3	36.4	36	35.2	35.5	33	29.6	27.9	24.7	19.9	50
55				31.7	31.3	31.5	31.6	30.1	27.4	25.9	23.4	19.1	55
60					27.4	28.4	27.7	26.9	25.3	24.1	22	18.4	60
65					24.4	25.2	24.5	23.7	23.6	22.3	20.6	17.6	65
70					22	22.7	22.1	21.7	21.4	20.5	19.3	16.6	70
75						20.4	20.2	20.1	19.3	19.1	18	15.6	75
80						18.5	18.5	18.1	18.1	17.9	16.8	14.6	80
85						16.8	17.1	16.4	16.6	16.3	15.5	13.8	85
90							15.7	15.2	15.1	14.9	13.9	13	90
95							14.4	14.2	13.9	13.5	12.6	12.2	95
100								13.2	12.8	12.3	11.4	11.3	100
105								12.1	11.7	11.2	10.4	10.3	105
110								11.2	10.7	10.2	9.5	9.4	110
115									9.8	9.3	8.6	8.6	115
120									9	8.5	7.7	7.7	120
125										7.7	6.9	7	125
130										7	6.3	6.3	130
135										6.4	5.6	5.7	135
140											5.1	5.1	140
145												4.5	145
150												4	150
155												3.6	155

TAB 1753311

Lifting capacities Forces de levage







T

														
	ft	38 ft	50 ft	62 ft	74 ft	87 ft	99 ft	111 ft	123 ft	135 ft	148 ft	160 ft	171 ft	ft
12		179	153	129										12
13		169	155	130										13
14		161	155	131	124	103								14
15		153	153	132	123	103								15
16		146	146	132	122	102	84							16
17		139	139	129	118	100	83							17
18		132	131	121	112	98.5	82	66.5	55.3					18
20		117	116	108	99.5	94.5	79.5	66	55.1					20
22		102	103	96	89.5	86	77.5	63.5	53.9	44.5				22
24		89	92	86.5	82.5	79	74	61.5	52.5	44.1				24
26		78	80.5	78	78	73.5	69.5	58.8	51	43.2	38.5			26
28			72	71	72	68	64	56.5	49.2	42.3	38	29.5		28
30			65	64.5	66	63	59.2	54.1	47.3	41.2	37.4	29.4		30
32			59.3	60.5	61	58.4	55	51.7	45.6	39.8	36.6	28.9	23.3	32
34			54.6	56	56.3	54.4	51.5	49.2	43.8	38.5	35.6	28.4	23	34
36			50.5	51.8	52.1	50.8	48.5	46.5	42.1	37.2	34.6	27.9	22.6	36
38			46.3	47.7	47.9	47.1	45.5	43.8	40.3	35.9	33.5	27.4	22.2	38
40				44	44.2	43.8	42.7	41.4	38.6	34.7	32.4	27	21.8	40
45				37.1	37.3	36.9	37.5	36.6	34.3	32	30.1	25.9	20.8	45
50				31.9	32.1	31.8	32.6	31.8	30.2	29.2	27.6	24.7	19.9	50
55					27.8	27.7	28.4	27.9	26.9	26.3	25.2	23.4	19.1	55
60						24.2	24.9	24.7	24.2	23.6	23.1	21.9	18.4	60
65							21.3	22	21.9	21.7	21.3	19.9	17.6	65
70							19	19.7	20	19.7	19.6	19.2	18	70
75								18	18.1	17.9	17.7	17.3	16.1	75
80								16.8	16.3	16.3	15.9	15.4	14.4	80
85								15.2	14.8	14.7	14.3	13.8	12.8	85
90									13.6	13.4	13	12.4	11.5	90
95									12.5	12.2	11.8	11.2	10.4	95
100										11.2	10.7	10.2	9.3	100
105										10.1	9.6	9.2	8.4	105
110										9.3	8.7	8.3	7.5	110
115											7.9	7.5	6.7	115
120												7.2	6	120
125													6	125
130													5.3	130
135													5.4	135
140													4.7	140
145													4.9	145
150													4.1	150
155													3.6	155

TAB 1753002

Lifting capacities Forces de levage






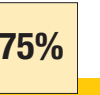
T

													
	38 ft	50 ft	62 ft	74 ft	87 ft	99 ft	111 ft	123 ft	135 ft	148 ft	160 ft	171 ft	
ft													ft
9	201												9
10	200												10
11	189	100	102										11
12	179	153	129										12
13	169	155	130	120									13
14	161	155	131	124	103								14
15	153	153	132	123	103								15
16	146	146	132	122	102	84							16
17	139	138	128	118	100	83							17
18	132	130	120	112	98.5	82	66.5	55.3					18
20	117	115	108	99.5	94.5	79.5	66	55.1					20
22	102	103	96	89.5	86	77.5	63.5	53.9	44.5				22
24	89	92	86.5	82.5	79	74	61.5	52.5	44.1				24
26	78	80.5	78	78	73.5	69.5	58.8	51	43.2	38.5			26
28		72	70.5	72	68	64	56.5	49.2	42.3	38	29.5		28
30		64.5	64.5	66	63	59.2	54	47.3	41.2	37.4	29.4		30
32		58.7	60.5	61	58.4	55	51.5	45.6	39.8	36.6	28.9	23.3	32
34		54.6	56	56.3	54.4	51.4	49.1	43.8	38.5	35.6	28.4	23	34
36		50.5	51.8	52.1	50.8	48.2	46.2	42.1	37.2	34.6	27.9	22.6	36
38		46.3	47.7	47.9	47.1	45.1	43.3	40.3	35.9	33.5	27.4	22.2	38
40			44	44.2	43.8	42.6	41.4	38.4	34.7	32.4	27	21.8	40
45			37.1	37.3	36.9	37.1	36.6	34.3	32	30.1	25.9	20.8	45
50			31.9	32.1	31.6	32.6	31.8	30.2	28.9	27.6	24.7	19.9	50
55				27.8	27.7	28.4	27.6	26.6	26.3	24.8	23.4	19.1	55
60					24.2	24.9	24.7	24.1	23.5	23.1	21.9	18.4	60
65					21.3	22	21.9	21.6	21.6	21.3	19.9	17.6	65
70					19	19.7	20	19.4	19.5	19.2	18	16.6	70
75						18	18.1	17.9	17.7	17.3	16.1	15.5	75
80						16.8	16.3	16.3	15.9	15.4	14.4	14.3	80
85						15.2	14.8	14.7	14.3	13.8	12.8	12.7	85
90							13.6	13.4	13	12.4	11.5	11.4	90
95							12.5	12.2	11.8	11.2	10.4	10.3	95
100								11.2	10.7	10.2	9.3	9.3	100
105								10.1	9.6	9.2	8.4	8.4	105
110								9.3	8.7	8.3	7.5	7.5	110
115									7.9	7.5	6.7	6.7	115
120									7.2	6.7	6	6	120
125										6	5.3	5.3	125
130										5.4	4.7	4.7	130
135										4.9	4.1	4.1	135
140											3.6	3.6	140
145												3.1	145
150												2.6	150
155												2.2	155

TAB 1753296

Lifting capacities Forces de levage






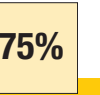
T

													
	38 ft	50 ft	62 ft	74 ft	87 ft	99 ft	111 ft	123 ft	135 ft	148 ft	160 ft	171 ft	
13				114									13
14	128	117	119	112	101								14
15	129	117	118	109	101								15
16	129	117	110	102	96.5	82.5							16
17	123	113	106	98	93.5	81							17
18	114	106	100	92	88.5	78.5	66.5	55.3					18
20	96.5	95.5	88	82	78.5	76	66	55.1					20
22	83.5	85	79	74.5	71	69.5	63	53.9	44.5				22
24	73	75	75	71.5	67.5	63	59.2	52.5	44.1				24
26	64	66.5	68	65	61.5	57.8	55	51	43.2	38.5			26
28		60.5	62	60	56.8	53.7	51.1	47.9	42.3	38	29.5		28
30		54.4	55.8	55.3	52.4	49.8	47.3	44.6	41.2	37.4	29.4		30
32		49.5	50.9	51	48.7	46.3	45.1	42.4	39.7	36.6	28.9	23.3	32
34		45.5	46.9	47.2	45.4	43.9	42.7	40.1	37.7	35.4	28.4	23	34
36		42.1	43.5	43.7	42.5	41.7	40.1	37.7	35.4	33.8	27.9	22.6	36
38		38.7	40	40.3	39.5	39.5	37.6	35.3	33.8	32.2	27.4	22.2	38
40			36.9	37.2	37.1	37.4	35.2	33.5	32.5	30.6	27	21.8	40
45			31.2	31.4	31.3	32	31.1	29.6	28.2	27.3	25.9	20.8	45
50			26.8	27.5	26.8	27.6	27.3	26	25.2	24.8	23.3	19.9	50
55				24.3	23.2	23.9	24	23.6	23.1	22.1	20.6	19	55
60					20.2	21.5	21.3	21.3	20.7	19.6	18.2	17.9	60
65					18.1	19.3	19	18.9	18.5	17.5	16.2	15.9	65
70					16.8	17.3	17	16.8	16.5	15.7	14.4	14.1	70
75						15.5	15.2	15.1	14.6	13.9	12.9	12.6	75
80						14	13.7	13.5	12.9	12.3	11.4	11.3	80
85						12.7	12.4	12.1	11.6	11	10.2	10	85
90							11.2	11	10.5	9.9	9.1	9	90
95							10.1	9.9	9.4	8.9	8.1	8	95
100								8.9	8.4	7.9	7.2	7.1	100
105								8	7.5	7.1	6.3	6.3	105
110								7.3	6.7	6.3	5.5	5.6	110
115									6	5.5	4.8	4.8	115
120									5.4	4.9	4.1	4.2	120
125										4.3	3.5	3.6	125
130										3.8	3	3	130
135										3.3	2.5	2.5	135
140											2		140

TAB 1753304

Lifting capacities Forces de levage

T

	 38 - 171 ft	 11.5 ft	 n.v. / n.h.	 57320 lbs	 33100 lbs	 75%							
	38 ft	50 ft	62 ft	74 ft	87 ft	99 ft	111 ft	123 ft	135 ft	148 ft	160 ft	171 ft	
ft													ft
9	201												9
10	200												10
11	189	100	102										11
12	179	153	129										12
13	169	155	130	120									13
14	161	155	131	124	103								14
15	153	153	132	123	103								15
16	146	146	132	122	102	84							16
17	139	138	128	118	100	83							17
18	132	130	120	112	98.5	82	66.5	55.3					18
20	117	115	108	99.5	94.5	79.5	66	55.1					20
22	102	103	96	89.5	86	77.5	63.5	53.9	44.5				22
24	89	92	86.5	82.5	79	74	61.5	52.5	44.1				24
26	78	80.5	78	78	73.5	69.5	58.8	51	43.2	38.5			26
28		72	70.5	72	68	64	56.5	49.2	42.3	38	29.5		28
30		64.5	64.5	66	63	59.2	54	47.3	41.2	37.4	29.4		30
32		58.7	60.5	61	58.4	55	51.5	45.6	39.8	36.6	28.9	23.3	32
34		54.6	56	56.3	54.4	51.4	49.1	43.8	38.5	35.6	28.4	23	34
36		50.5	51.8	52.1	50.8	48.2	46.2	42.1	37.2	34.6	27.9	22.6	36
38		46.3	47.7	47.9	47.1	45.1	43.3	40.3	35.9	33.5	27.4	22.2	38
40			44	44.2	43.8	42.6	41.4	38.4	34.7	32.4	27	21.8	40
45			37.1	37.3	36.9	37.1	36.6	34.3	32	30.1	25.9	20.8	45
50			31.9	32.1	31.6	32.6	31.8	30.2	28.9	27.6	24.7	19.9	50
55				27.8	27.7	28.4	27.6	26.6	26.3	24.8	23.4	19.1	55
60					24.2	24.9	24.7	24.1	23.5	23.1	21.9	18.4	60
65					21.3	22	21.9	21.6	21.6	21.3	19.9	17.6	65
70					19	19.7	20	19.4	19.5	19.2	18	16.6	70
75					18	18	18.1	17.9	17.7	17.3	16.1	15.5	75
80						16.8	16.3	16.3	15.9	15.4	14.4	14.3	80
85						15.2	14.8	14.7	14.3	13.8	12.8	12.7	85
90							13.6	13.4	13	12.4	11.5	11.4	90
95							12.5	12.2	11.8	11.2	10.4	10.3	95
100								11.2	10.7	10.2	9.3	9.3	100
105								10.1	9.6	9.2	8.4	8.4	105
110								9.3	8.7	8.3	7.5	7.5	110
115									7.9	7.5	6.7	6.7	115
120									7.2	6.7	6	6	120
125										6	5.3	5.3	125
130										5.4	4.7	4.7	130
135										4.9	4.1	4.1	135
140											3.6	3.6	140
145												3.1	145
150												2.6	150
155												2.2	155

TAB 1753312

Lifting capacities Forces de levage







T

	38 - 171 ft 		16.6 ft 		360° 		44100 lbs 		33100 lbs 		75%			
ft	38 ft	50 ft	62 ft	74 ft	87 ft	99 ft	111 ft	123 ft	135 ft	148 ft	160 ft	171 ft	ft	
12	176	153	129										12	
13	167	155	130										13	
14	159	151	131	124	103								14	
15	151	145	130	122	103								15	
16	142	134	123	113	102	84							16	
17	133	126	115	106	99	83							17	
18	123	118	108	100	95	82	66.5	55.3					18	
20	105	103	94	89	86.5	79	66	55.1					20	
22	90.5	91.5	84	82.5	78.5	72.5	63.5	53.9	44.5				22	
24	78	80.5	76.5	75.5	71	66.5	60.5	52.5	44.1				24	
26	68	70.5	71.5	68.5	64.5	60.5	57.2	51	43.2	38.5			26	
28		63.5	65	63	59.5	56.1	53.2	48.9	42.3	38	29.5		28	
30		57.2	58.7	57.9	54.7	52	49.4	46.5	41.2	37.4	29.4		30	
32		51.9	53.4	53.3	50.8	48.2	46.8	43.8	39.8	36.6	28.9	23.3	32	
34		47.6	49	49.3	47.3	45.3	44.1	41.3	38.2	35.5	28.4	23	34	
36		43.9	45.3	45.5	44.3	43.1	41.5	38.8	36.4	34.3	27.9	22.6	36	
38		40.2	41.6	41.8	41.3	40.9	38.8	36.4	34.7	33	27.4	22.2	38	
40			38.3	38.5	38.4	38.6	36.5	34.2	33	31.6	27	21.8	40	
45			32.1	32.3	32.2	32.9	32.1	30.4	29	27.7	25.9	20.8	45	
50			27.5	28.3	27.5	28.3	28	27.1	26.1	25.2	23.7	19.9	50	
55				24.9	23.7	24.5	24.5	24.2	23.6	22.7	21.2	19.1	55	
60					20.6	21.6	21.8	21.8	21.2	20.1	18.7	18.2	60	
65						18.2	19.6	19.4	19.2	18.8	17.9	16.5	65	
70						16.9	17.6	17.3	17.1	16.7	16	14.7	70	
75							15.8	15.5	15.3	14.8	14.2	13.1	75	
80							14.2	13.9	13.7	13.1	12.5	11.6	80	
85							12.8	12.5	12.3	11.7	11.2	10.3	85	
90								11.3	11.1	10.6	10	9.2	9.1	90
95								10.2	10	9.5	9	8.2	8.1	95
100									9	8.5	8	7.2	7.2	100
105									8.1	7.6	7.1	6.4	6.4	105
110									7.3	6.8	6.3	5.6	5.6	110
115										6.1	5.6	4.8	4.9	115
120										5.4	4.9	4.2	4.2	120
125											4.3	3.6	3.6	125
130											3.8	3	3	130
135											3.3	2.5	2.5	135
140												2.1		140

TAB 1753004

Lifting capacities Forces de levage






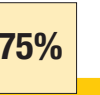
T

	 38 - 171 ft	 14.1 ft	 n.v. / n.h.	 44100 lbs	 33100 lbs	 75%							
ft	38 ft	50 ft	62 ft	74 ft	87 ft	99 ft	111 ft	123 ft	135 ft	148 ft	160 ft	171 ft	ft
9	199												9
10	197												10
11	186	100	102										11
12	176	153	129										12
13	167	155	130	120									13
14	159	151	131	124	103								14
15	151	144	129	122	103								15
16	142	133	121	113	102	84							16
17	133	125	115	106	98	83							17
18	123	117	108	99	93	82	66.5	55.3					18
20	105	103	94	89	86.5	79	66	55.1					20
22	90.5	91.5	84	82.5	78.5	72.5	63.5	53.9	44.5				22
24	78	80.5	76	75.5	71	66.5	60.5	52.5	44.1				24
26	68	70.5	71.5	68.5	64.5	60.5	57	51	43.2	38.5			26
28		63	65	63	59.5	55.8	53.2	48.9	42.3	38	29.5		28
30		57.2	58.7	57.9	54.7	52	49.2	46.4	41.2	37.4	29.4		30
32		51.9	53.4	53.3	50.8	48.2	46.2	43.3	39.8	36.6	28.9	23.3	32
34		47.6	49	49.3	47.3	45	44.1	41.3	38	35.5	28.4	23	34
36		43.9	45.3	45.5	44.1	42.4	41.5	38.8	36	34.3	27.9	22.6	36
38		40.2	41.6	41.8	41	40.6	38.8	36.4	34.1	33	27.4	22.2	38
40			38.3	38.5	38.4	38.6	36.4	34.1	33	31.6	27	21.8	40
45			32.1	32.3	32.2	32.9	31.9	30.3	29	27.3	25.9	20.8	45
50			27.5	27.9	27.5	28.3	28	26.8	25.5	25.2	23.7	19.9	50
55				24.9	23.7	24.5	24.3	23.9	23.5	22.7	21.2	19.1	55
60					20.6	21.6	21.8	21.8	21.2	20.1	18.7	18.2	60
65					18.1	19.6	19.3	19.2	18.8	17.9	16.5	16.2	65
70					16.9	17.6	17.3	17.1	16.7	16	14.7	14.4	70
75						15.8	15.5	15.3	14.8	14.2	13.1	12.9	75
80						14.2	13.9	13.7	13.1	12.5	11.6	11.5	80
85						12.8	12.5	12.3	11.7	11.2	10.3	10.2	85
90							11.3	11.1	10.6	10	9.2	9.1	90
95							10.2	10	9.5	9	8.2	8.1	95
100								9	8.5	8	7.2	7.2	100
105									8.1	7.6	7.1	6.4	105
110									7.3	6.8	6.3	5.6	110
115										6.1	5.6	4.8	115
120										5.4	4.9	4.2	120
125											4.3	3.6	125
130											3.8	3	130
135											3.3	2.5	135
140												2.1	140

TAB 1753298

Lifting capacities Forces de levage






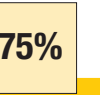
T

	 38 - 171 ft	 14.1 ft	 360°	 44100 lbs	 33100 lbs	 75%							
	38 ft	50 ft	62 ft	74 ft	87 ft	99 ft	111 ft	123 ft	135 ft	148 ft	160 ft	171 ft	
9	159												9
10	159												10
11	158	144	129										11
12	155	141	126										12
13	150	134	123	112									13
14	138	124	115	105	96								14
15	126	116	106	98	94.5								15
16	116	107	99	95	89.5	80.5							16
17	107	102	92.5	91	84.5	78.5							17
18	99.5	95.5	87.5	85.5	80	74	63.5	55.3					18
20	84	83	80.5	76	71	66	62.5	54.8					20
22	72.5	74	72.5	68.5	64.5	60	57	52.2	44.5				22
24	63	66.5	65.5	62	58.4	55.1	52	48.7	43.9				24
26	55.4	58.4	59.3	56.5	53.5	50.6	49	45.8	42.8	38.5			26
28		52.5	53.7	52	49.5	47.8	45.5	42.6	39.9	37.5	29.5		28
30		47.1	48.5	47.8	45.7	44.8	42.1	39.6	38.1	36.1	29.4		30
32		42.8	44.2	44.2	42.3	41.7	39.7	37.5	35.7	33.6	28.9	23.3	32
34		39.3	40.6	40.9	39.5	39	37.4	35.4	33.5	31.4	28.3	23	34
36		36.3	37.6	37.8	36.9	36.6	35.1	33.2	31.5	29.5	27.6	22.6	36
38		33.2	34.5	35	34.3	34.2	32.8	31.1	29.4	28.7	26.8	22.2	38
40			31.8	33.2	31.9	32	30.7	29.5	28.2	27.7	25.9	21.8	40
45			26.8	28	26.8	27.4	27.1	26.3	25	24	22.4	20.8	45
50			22.9	24	22.8	24.1	23.9	23.3	22.1	21	19.5	18.8	50
55				20.8	20.7	21.2	21	20.5	19.5	18.4	17	16.6	55
60					18.3	18.5	18.3	18.1	17.2	16.2	14.8	14.5	60
65					16.1	16.3	16.1	15.9	15.2	14.3	13	12.7	65
70					14.3	14.5	14.3	14	13.4	12.6	11.5	11.2	70
75						13	12.7	12.3	11.8	11.2	10.1	9.9	75
80						11.6	11.3	11	10.4	9.9	8.9	8.6	80
85						10.4	10	9.8	9.3	8.7	7.7	7.6	85
90							9	8.7	8.3	7.7	6.8	6.6	90
95							8	7.8	7.3	6.8	5.9	5.8	95
100								6.9	6.4	6	5.1	5	100
105								6.1	5.6	5.2	4.4	4.3	105
110								5.5	4.9	4.5	3.7	3.6	110
115									4.3	3.8	3.1	3.1	115
120									3.7	3.2			120
125										2.7			125
130										2.3			130

TAB 1753306

Lifting capacities Forces de levage






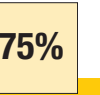
T

	 38 - 171 ft	 11.5 ft	 n.v. / n.h.	 44100 lbs	 33100 lbs	 75%							
	38 ft	50 ft	62 ft	74 ft	87 ft	99 ft	111 ft	123 ft	135 ft	148 ft	160 ft	171 ft	
9	199												9
10	197												10
11	186	100	102										11
12	176	153	129										12
13	167	155	130	120									13
14	159	151	131	124	103								14
15	151	144	129	122	103								15
16	142	133	121	113	102	84							16
17	133	125	115	106	98	83							17
18	123	117	108	99	93	82	66.5	55.3					18
20	105	103	94	89	86.5	79	66	55.1					20
22	90.5	91.5	84	82.5	78.5	72.5	63.5	53.9	44.5				22
24	78	80.5	76	75.5	71	66.5	60.5	52.5	44.1				24
26	68	70.5	71.5	68.5	64.5	60.5	57	51	43.2	38.5			26
28		63	65	63	59.5	55.8	53.2	48.9	42.3	38	29.5		28
30		57.2	58.7	57.9	54.7	52	49.2	46.4	41.2	37.4	29.4		30
32		51.9	53.4	53.3	50.8	48.2	46.2	43.3	39.8	36.6	28.9	23.3	32
34		47.6	49	49.3	47.3	45	44.1	41.3	38	35.5	28.4	23	34
36		43.9	45.3	45.5	44.1	42.4	41.5	38.8	36	34.3	27.9	22.6	36
38		40.2	41.6	41.8	41	40.6	38.8	36.4	34.1	33	27.4	22.2	38
40			38.3	38.5	38.4	38.6	36.4	34.1	33	31.6	27	21.8	40
45			32.1	32.3	32.2	32.9	31.9	30.3	29	27.3	25.9	20.8	45
50			27.5	27.9	27.5	28.3	28	26.8	25.5	25.2	23.7	19.9	50
55				24.9	23.7	24.5	24.3	23.9	23.5	22.7	21.2	19.1	55
60					20.6	21.6	21.8	21.8	21.2	20.1	18.7	18.2	60
65					18.1	19.6	19.3	19.2	18.8	17.9	16.5	16.2	65
70					16.9	17.6	17.3	17.1	16.7	16	14.7	14.4	70
75						15.8	15.5	15.3	14.8	14.2	13.1	12.9	75
80						14.2	13.9	13.7	13.1	12.5	11.6	11.5	80
85						12.8	12.5	12.3	11.7	11.2	10.3	10.2	85
90							11.3	11.1	10.6	10	9.2	9.1	90
95							10.2	10	9.5	9	8.2	8.1	95
100								9	8.5	8	7.2	7.2	100
105									8.1	7.6	7.1	6.4	105
110									7.3	6.8	6.3	5.6	110
115										6.1	5.6	4.8	115
120										5.4	4.9	4.2	120
125											4.3	3.6	125
130											3.8	3	130
135											3.3	2.5	135
140												2.1	140

TAB 1753314

Lifting capacities Forces de levage

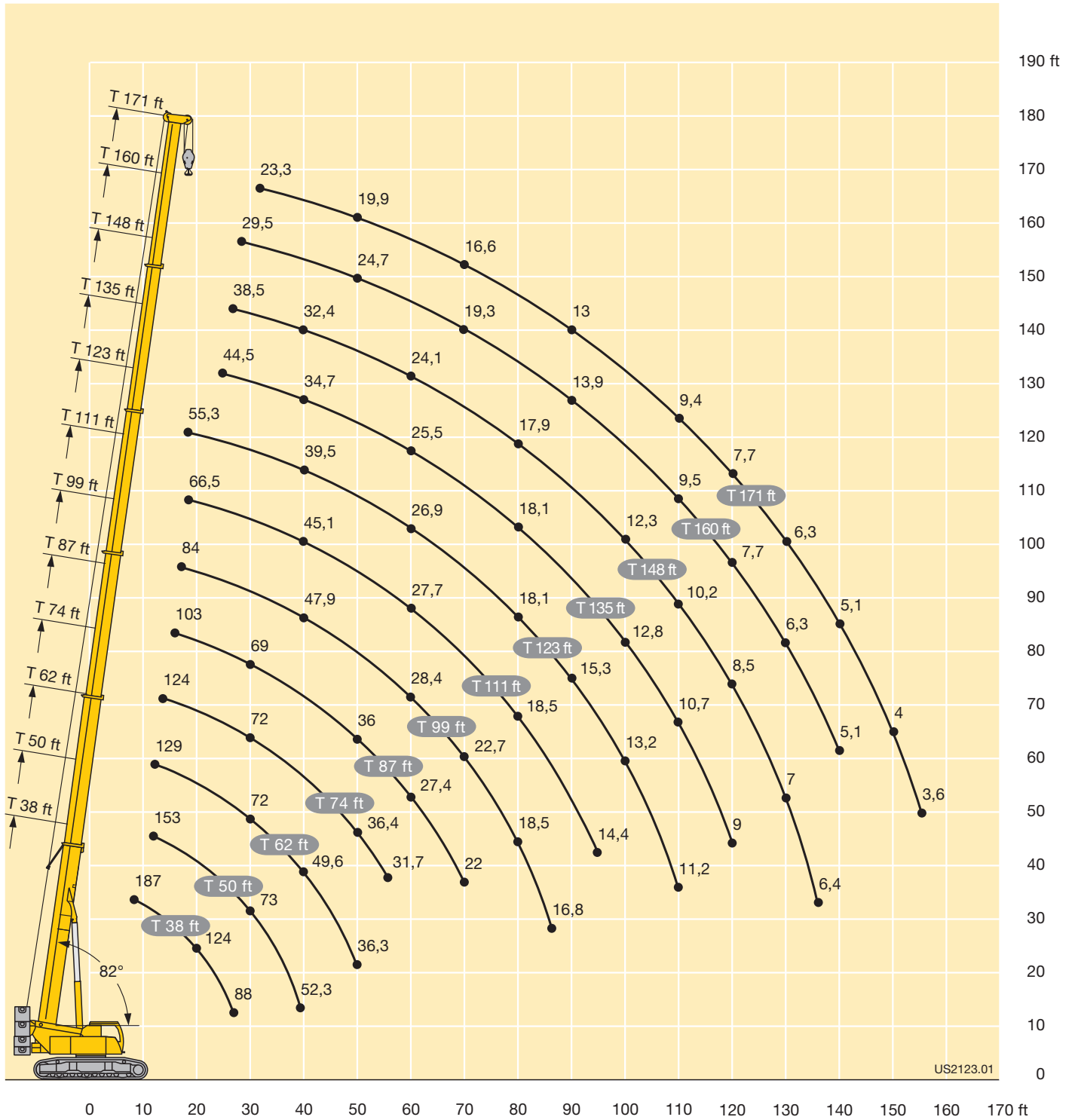
T

	 38 - 160 ft	 11.5 ft	 360°	 44100 lbs	 33100 lbs	 75%							
	38 ft	50 ft	62 ft	74 ft	87 ft	99 ft	111 ft	123 ft	135 ft	148 ft	160 ft		
ft												ft	
16				65.5								16	
17				63								17	
18	66	63	57.8	59.4	51.2	48.7						18	
20	65	62	56.9	52.2	50.4	48						20	
22	56.4	55.3	50.8	47	45.5	43.2	41.7	40				22	
24	49.3	51.5	47.9	44.8	43.5	40.2	39.9	38.3				24	
26	43.4	45.5	43.3	40.5	39.4	39.3	38.1	35.9	35	32.7		26	
28		41.6	39.5	37	36.1	36.6	35.6	33.5	32.8	30.6	28.7	28	
30		37.4	38.9	38.5	36.2	35.7	34.1	32.6	31.7	30.3	28.2	30	
32		34	35.5	35.6	33.5	33.2	31.9	30.5	29.6	28.2	26.3	32	
34		31.2	32.7	33.9	31.2	31.9	30.7	29.4	27.9	26.4	24.6	34	
36		28.8	30.2	31.4	29.6	30.1	28.9	27.6	26.2	24.8	23.1	36	
38		26.4	27.8	29	28.4	28.2	27	25.9	24.6	23.2	21.5	38	
40			25.6	26.7	27	26.6	25.3	24.2	23	21.7	20.1	40	
45			21.4	22.5	22.7	22.9	21.9	20.9	19.8	18.7	17.2	45	
50			18.1	19.2	19.4	19.7	19.1	18.2	17.2	16.1	14.8	50	
55				16.6	16.7	17	16.6	15.9	15	14	12.7	55	
60					14.5	14.8	14.5	13.9	13.1	12.1	10.9	60	
65					12.7	12.9	12.5	12.1	11.4	10.6	9.4	65	
70					11.1	11.4	11	10.6	10.1	9.2	8.1	70	
75						10	9.7	9.4	8.8	8	6.9	75	
80						8.8	8.5	8.2	7.7	7	5.9	80	
85						7.8	7.4	7.2	6.7	6	5	85	
90							6.5	6.3	5.8	5.2	4.1	90	
95							5.7	5.5	5	4.5	3.4	95	
100								4.7	4.2	3.8		100	
105								4.1	3.6			105	
110								3.5	3			110	
115									2.5			115	

TAB 1753322

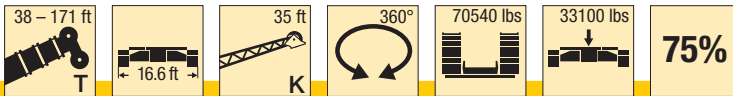
Lifting heights Hauteurs de levage

T



Lifting capacities Forces de levage

TK

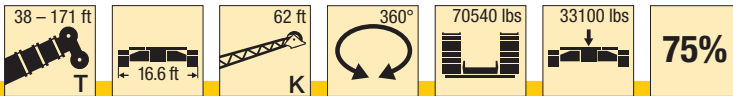


ft	38 ft			123 ft			135 ft			148 ft			160 ft			171 ft			ft
	35 ft			35 ft			35 ft			35 ft			35 ft			35 ft			
	0°	20°	40°	0°	20°	40°	0°	20°	40°	0°	20°	40°	0°	20°	40°	0°	20°	40°	
13	26.3																		13
14	25.9																		14
15	25.4																		15
16	24.9																		16
17	24.4																		17
18	23.8																		18
20	22.7																		20
22	21.5	21		29.7															22
24	20.4	20.5		29.4															24
26	19.2	19.6		28.9			26.3												26
28	18.2	18.8		28.5			26			20.9			16.8						28
30	17.2	18.1		28.1			25.7			20.8			16.8						30
32	16.3	17.4	16.5	27.7			25.4			20.5			16.5			13.5			32
34	15.5	16.7	16.2	27.3			25.1			20.2			16.2			13.4			34
36	14.8	16.1	15.7	26.9			24.8			19.9			16			13.1			36
38	14.1	15.4	15.2	26.5	23		24.6	22		19.6			15.7			12.8			38
40	13.5	14.7	14.8	26.1	22.9		24.3	21.9		19.3			15.5			12.6			40
45	12	13.1	13.8	24.9	21.8	18.8	23.4	21.1		18.6	17.4		14.9	14.2		12.1	11.4		45
50	10.8	11.7	12.4	23.7	20.8	18.1	22.3	20.3	17.6	17.9	16.8	15.9	14.4	13.7		11.6	11.1		50
55	9.8	10.5	11.4	22.4	19.8	17.4	21.1	19.5	17.3	17.2	16.1	15.6	13.9	13.2	12.4	11.1	10.6	10.1	55
60				21	18.9	16.8	19.8	18.7	16.7	16.5	15.5	15	13.3	12.7	12.4	10.7	10.2	10.1	60
65				19.6	18.1	16.2	18.5	18	16.2	15.9	14.9	14.4	12.8	12.2	12	10.3	9.9	9.7	65
70				18.4	17.3	15.7	17.3	17.2	15.7	15.2	14.3	13.9	12.3	11.8	11.6	9.9	9.5	9.3	70
75				17.3	16.6	15.2	16.2	16.3	15.2	14.5	13.8	13.4	11.9	11.4	11.2	9.6	9.1	9	75
80				16.2	15.9	14.7	15.1	15.4	14.8	13.7	13.3	12.9	11.4	11	10.9	9.2	8.8	8.7	80
85				15.3	15.2	14.4	14.2	14.4	14.4	12.9	12.8	12.5	11	10.6	10.5	8.9	8.5	8.4	85
90				14.1	14.4	14	13	13.5	13.8	12.2	12.3	12.2	10.7	10.3	10.2	8.5	8.2	8.1	90
95				12.8	13.4	13.5	12.2	12.6	13	11.5	11.8	11.8	10.3	10	10	8.2	7.9	7.9	95
100				11.5	12.3	12.8	11.5	11.7	12.1	10.7	11.1	11.4	10	9.7	9.7	7.9	7.7	7.6	100
105				10.4	11	11.5	10.5	11	11.1	9.8	10.5	10.8	9.6	9.5	9.5	7.7	7.5	7.4	105
110				9.4	10	10.4	9.5	10.1	10.5	9.5	9.5	9.9	8.9	9.2	9.2	7.4	7.2	7.2	110
115				8.6	9	9.4	8.9	9.2	9.6	8.9	9	9.2	8.1	8.7	8.9	7.2	7	7	115
120				8.1	8.3	8.5	8.4	8.5	8.8	8.1	8.6	8.7	7.3	8	8.4	6.9	6.8	6.8	120
125				7.8	7.8	8	7.9	8.1	8.3	7.3	7.8	8.2	6.6	7.1	7.5	6.4	6.6	6.7	125
130				7.5	7.6	7.8	7.2	7.6	7.7	6.7	7.1	7.4	5.9	6.4	6.8	5.7	6.3	6.6	130
135				7.1	7.3	7.4	6.6	6.9	7.1	6	6.4	6.7	5.2	5.7	6.1	5.1	5.7	6	135
140				6.7	6.9		6	6.3	6.4	5.4	5.8	6	4.7	5.1	5.4	4.5	5	5.3	140
145							5.5	5.7		4.9	5.2	5.4	4.1	4.5	4.8	4	4.4	4.7	145
150							5	5.2		4.4	4.7	4.8	3.6	4	4.2	3.5	3.9	4.1	150
155							4.5	4.7		3.9	4.2	4.3	3.1	3.5	3.6	3	3.4	3.6	155
160										3.5	3.7		2.7	3	3.1	2.6	2.9	3.1	160
165										3.1			2.3	2.6	2.7	2.2	2.5	2.6	165
170										2.8			1.9	2.2	2.2	1.8	2.1	2.2	170

TAB 1753008 / 1753015 / 1753022

Lifting capacities Forces de levage

TK

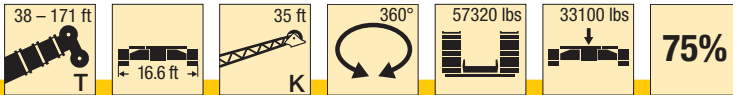


ft	38 ft			123 ft			135 ft			148 ft			160 ft			171 ft			ft
	62 ft			62 ft			62 ft			62 ft			62 ft			62 ft			
	0°	20°	40°	0°	20°	40°	0°	20°	40°	0°	20°	40°	0°	20°	40°	0°	20°	40°	
18	10																		18
20	9.9																		20
22	9.6																		22
24	9.3																		24
26	9.1			11.2															26
28	8.8			11.1			10.6												28
30	8.5			11			10.6												30
32	8.3			10.9			10.5			9.8									32
34	8.1			10.8			10.4			9.8									34
36	7.9			10.6			10.3			9.7									36
38	7.6	6.6		10.5			10.2			9.6			8.7			7.6			38
40	7.4	6.6		10.3			10.1			9.5			8.7			7.6			40
45	7	6.3		9.9			9.8			9.3			8.5			7.4			45
50	6.7	6		9.5	7.2		9.4	7.1		9			8.3			7.3			50
55	6.4	5.8	5.3	9.1	7.1		9.1	7		8.7	6.8		8.1	6.5		7.1			55
60	6.1	5.6	5.2	8.8	6.9		8.7	6.8		8.4	6.7		7.9	6.5		6.9			60
65	5.9	5.5	5.1	8.4	6.7	5.6	8.4	6.7		8.2	6.6		7.7	6.4		6.8	6.2		65
70	5.7	5.4	5.1	8.1	6.5	5.5	8.1	6.5	5.5	7.9	6.4	5.4	7.5	6.2		6.8	6.1		70
75	5.6	5.3	5.1	7.8	6.3	5.4	7.9	6.3	5.4	7.7	6.3	5.4	7.3	6.1	5.2	6.7	5.9	5.1	75
80	5.5	5.3	5.1	7.5	6.2	5.4	7.6	6.2	5.3	7.4	6.1	5.3	7.1	5.9	5.2	6.5	5.8	5.1	80
85	5.4	5.3	5.1	7.3	6.1	5.3	7.4	6.1	5.3	7.2	6	5.2	6.9	5.8	5.1	6.3	5.7	5.1	85
90				7.1	5.9	5.2	7.1	5.9	5.2	7	5.9	5.2	6.8	5.7	5.1	6.1	5.6	5	90
95				6.9	5.8	5.2	6.9	5.8	5.2	6.9	5.8	5.1	6.6	5.6	5.1	5.9	5.5	5	95
100				6.7	5.7	5.2	6.7	5.7	5.1	6.7	5.7	5.1	6.5	5.6	5	5.8	5.5	5	100
105				6.5	5.6	5.1	6.6	5.6	5.1	6.5	5.6	5.1	6.4	5.5	5	5.6	5.4	5	105
110				6.4	5.5	5.1	6.4	5.6	5.1	6.4	5.5	5.1	6.2	5.4	5	5.4	5.3	4.9	110
115				6.2	5.5	5.1	6.3	5.5	5.1	6.3	5.5	5.1	6.1	5.4	5	5.3	5.1	4.9	115
120				6.1	5.5	5.1	6.2	5.4	5.1	6.2	5.4	5.1	6	5.3	5	5.1	5	4.9	120
125				6	5.4	5.1	6.1	5.4	5.1	6.1	5.3	5.1	5.9	5.3	5	5	4.9	4.9	125
130				5.9	5.4	5.1	6	5.4	5.1	6	5.3	5.1	5.8	5.2	5	4.9	4.8	4.8	130
135				5.7	5.3	5.1	5.8	5.3	5.1	5.8	5.3	5.1	5.7	5.2	5	4.8	4.7	4.8	135
140				5.6	5.3	5.1	5.7	5.3	5.1	5.7	5.3	5.1	5.4	5.2	5	4.6	4.5	4.7	140
145				5.5	5.3	5.1	5.6	5.3	5.1	5.6	5.3	5.1	4.9	5.2	5	4.5	4.4	4.6	145
150				5.4	5.3	5.1	5.5	5.3	5.1	5.1	5.3	5.1	4.4	5.1	5	4.2	4.4	4.5	150
155				5.3	5.3	5.1	5.1	5.2	5.1	4.6	5.1	5	3.9	4.6	4.9	3.7	4.3	4.4	155
160				5.1	5.2	5.1	4.7	5	5	4.2	4.8	4.9	3.4	4.1	4.6	3.3	4	4.3	160
165				5	5.1		4.3	4.7	4.9	3.8	4.3	4.6	3	3.7	4.1	2.9	3.6	4	165
170				4.6	4.7		3.9	4.3	4.4	3.4	3.8	4.1	2.6	3.2	3.5	2.5	3.1	3.5	170
175							3.6	3.8		3	3.4	3.6	2.3	2.8	3.1	2.1	2.7	3.1	175
180							3.2	3.4		2.7	3	3.1	1.9	2.4	2.6		2.3	2.6	180
185										2.4	2.6				2.2			2.2	185
190										2.1	2.3				1.8			1.8	190

TAB 1753008 / 1753015 / 1753022

Lifting capacities Forces de levage

TK

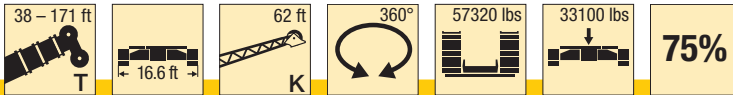


ft	38 ft			123 ft			135 ft			148 ft			160 ft			171 ft			ft
	35 ft			35 ft			35 ft			35 ft			35 ft			35 ft			
	0°	20°	40°	0°	20°	40°	0°	20°	40°	0°	20°	40°	0°	20°	40°	0°	20°	40°	
9	27.8																		9
10	27.7																		10
11	27.3																		11
12	26.8																		12
13	26.4																		13
14	25.9																		14
15	25.4																		15
16	24.9	24.2																	16
17	24.4	23.9																	17
18	23.8	23.4																	18
20	22.7	22.4																	20
22	21.5	21.4		29.7															22
24	20.4	20.5		29.4															24
26	19.2	19.6	18.7	28.9			26.3												26
28	18.2	18.8	18.1	28.5			26			20.9			16.8						28
30	17.2	18.1	17.4	28.1			25.7			20.8			16.8						30
32	16.3	17.4	16.8	27.7			25.4			20.5			16.5			13.5			32
34	15.5	16.7	16.2	27.3			25.1			20.2			16.2			13.4			34
36	14.8	16.1	15.7	26.9			24.8			19.9			16			13.1			36
38	14.1	15.4	15.2	26.5	23		24.6	22		19.6			15.7			12.8			38
40	13.5	14.7	14.8	26.1	22.9		24.3	21.9		19.3			15.5			12.6			40
45	12	13.1	13.8	24.9	21.8	18.8	23.4	21.1		18.6	17.4		14.9	14.2		12.1	11.4		45
50	10.8	11.7	12.4	23.7	20.8	18.1	22.3	20.3	17.6	17.9	16.8	15.9	14.4	13.7		11.6	11.1		50
55	9.8	10.5	11.4	22.4	19.8	17.4	21.1	19.5	17.3	17.2	16.1	15.6	13.9	13.2	12.4	11.1	10.6	10.1	55
60				21	18.9	16.8	19.8	18.7	16.7	16.5	15.5	15	13.3	12.7	12.4	10.7	10.2	10.1	60
65				19.6	18.1	16.2	18.4	18	16.2	15.9	14.9	14.4	12.8	12.2	12	10.3	9.9	9.7	65
70				17.9	17.3	15.7	16.5	17.2	15.7	15.2	14.3	13.9	12.3	11.8	11.6	9.9	9.5	9.3	70
75				16.2	16.5	15.2	15.1	16	15.2	14.3	13.8	13.4	11.9	11.4	11.2	9.6	9.1	9	75
80				14.5	15.6	14.7	14.1	14.4	14.7	13.1	13.2	12.9	11.4	11	10.9	9.2	8.8	8.7	80
85				13.1	14.1	14.4	12.9	13	13.7	11.7	12.7	12.5	11	10.6	10.5	8.9	8.5	8.4	85
90				11.8	12.6	13.2	11.8	12.4	12.6	10.9	11.5	12	10.4	10.3	10.2	8.5	8.2	8.1	90
95				10.6	11.3	11.9	10.7	11.4	11.7	10.4	10.5	11.1	9.6	10	10	8.2	7.9	7.9	95
100				9.8	10.2	10.6	9.9	10.3	10.8	9.7	9.8	10.1	8.6	9.4	9.6	7.9	7.7	7.6	100
105				9.4	9.2	9.5	9.4	9.4	9.7	8.8	9.5	9.5	7.7	8.5	9.1	7.4	7.5	7.4	105
110				8.9	8.9	8.9	8.5	8.9	9.2	7.9	8.6	8.9	6.9	7.7	8.2	6.6	7.2	7.2	110
115				8.3	8.5	8.6	7.6	8.2	8.5	7.1	7.7	8.1	6.2	6.9	7.4	5.9	6.6	6.9	115
120				7.5	7.9	8.1	6.9	7.4	7.7	6.3	6.9	7.3	5.5	6.1	6.6	5.2	5.9	6.4	120
125				6.9	7.2	7.4	6.2	6.6	6.9	5.7	6.2	6.5	4.9	5.5	5.9	4.6	5.2	5.7	125
130				6.3	6.5	6.7	5.6	6	6.2	5	5.5	5.8	4.2	4.8	5.1	4	4.6	5	130
135				5.7	5.9	6	5	5.4	5.5	4.5	4.9	5.1	3.7	4.2	4.5	3.5	4.1	4.4	135
140				5.2	5.4		4.5	4.8	4.9	3.9	4.3	4.5	3.2	3.6	3.9	3	3.5	3.8	140
145							4	4.3		3.4	3.8	3.9	2.7	3.1	3.3	2.5	3	3.3	145
150							3.6	3.8		3	3.3	3.4	2.2	2.6	2.8	2.1	2.5	2.7	150
155							3.2	3.3		2.6	2.8	2.9		2.1	2.3		2.1	2.3	155
160										2.2	2.4								160

TAB 1753009 / 1753016 / 1753023

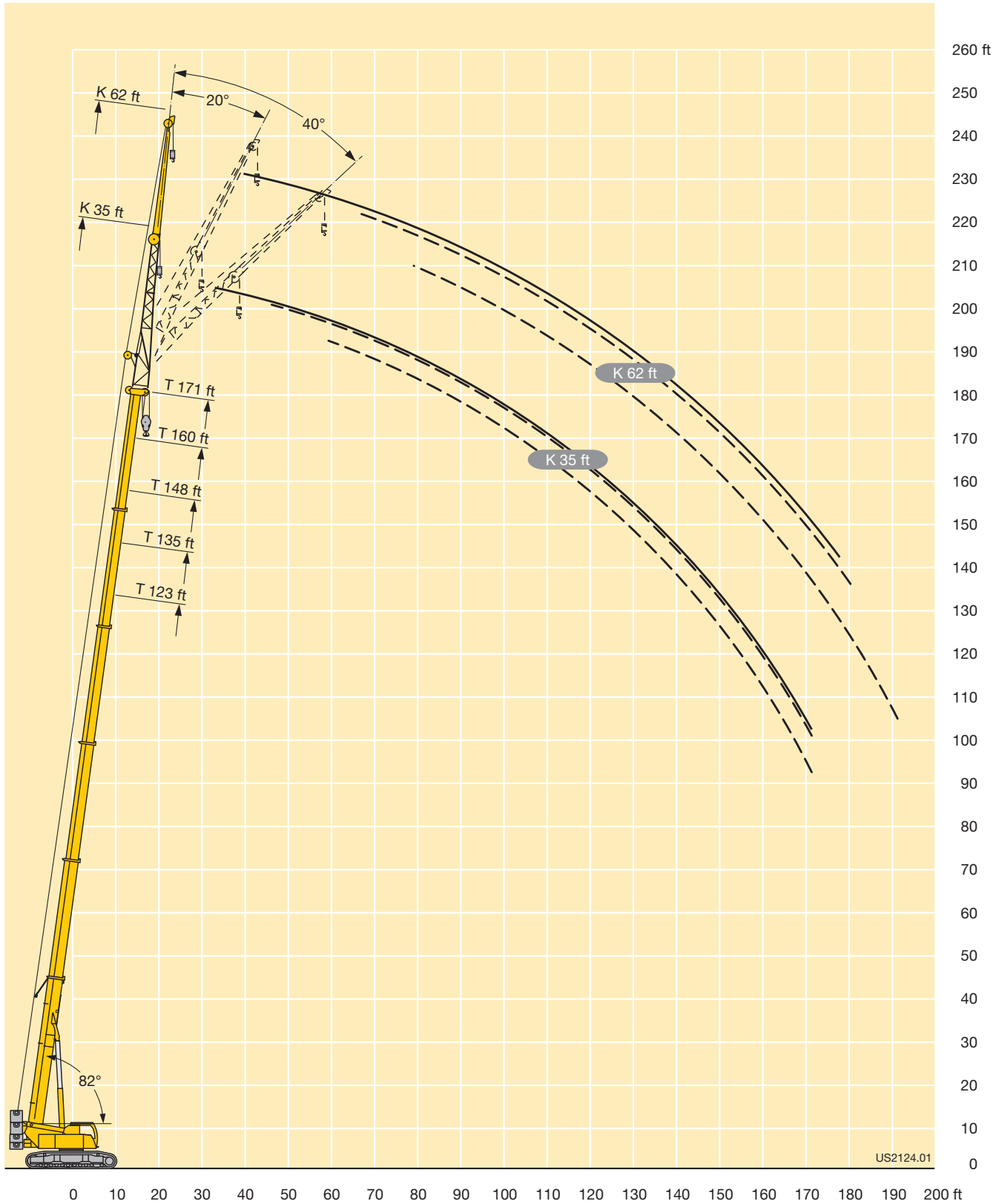
Lifting capacities Forces de levage

TK




ft	38 ft			123 ft			135 ft			148 ft			160 ft			171 ft			ft
	62 ft			62 ft			62 ft			62 ft			62 ft			62 ft			
	0°	20°	40°	0°	20°	40°	0°	20°	40°	0°	20°	40°	0°	20°	40°	0°	20°	40°	
16	10.5																		16
17	10.4																		17
18	10.2																		18
20	9.9																		20
22	9.6																		22
24	9.3																		24
26	9.1			11.2															26
28	8.8	7.5		11.1			10.6												28
30	8.5	7.4		11			10.6												30
32	8.3	7.2		10.9			10.5			9.8									32
34	8.1	7.1		10.8			10.4			9.8									34
36	7.9	6.9		10.6			10.3			9.7									36
38	7.6	6.8		10.5			10.2			9.6			8.7			7.6			38
40	7.4	6.6		10.3			10.1			9.5			8.7			7.6			40
45	7	6.3		9.9			9.8			9.3			8.5			7.4			45
50	6.7	6	5.4	9.5	7.2		9.4	7.1		9			8.3			7.3			50
55	6.4	5.8	5.3	9.1	7.1		9.1	7		8.7	6.8		8.1	6.5		7.1			55
60	6.1	5.6	5.2	8.8	6.9		8.7	6.8		8.4	6.7		7.9	6.5		6.9			60
65	5.9	5.5	5.1	8.4	6.7	5.6	8.4	6.7		8.2	6.6		7.7	6.4		6.8	6.2		65
70	5.7	5.4	5.1	8.1	6.5	5.5	8.1	6.5	5.5	7.9	6.4	5.4	7.5	6.2		6.8	6.1		70
75	5.6	5.3	5.1	7.8	6.3	5.4	7.9	6.3	5.4	7.7	6.3	5.4	7.3	6.1	5.2	6.7	5.9	5.1	75
80	5.5	5.3	5.1	7.5	6.2	5.4	7.6	6.2	5.3	7.4	6.1	5.3	7.1	5.9	5.2	6.5	5.8	5.1	80
85	5.4	5.3	5.1	7.3	6.1	5.3	7.4	6.1	5.3	7.2	6	5.2	6.9	5.8	5.1	6.3	5.7	5.1	85
90				7.1	5.9	5.2	7.1	5.9	5.2	7	5.9	5.2	6.8	5.7	5.1	6.1	5.6	5	90
95				6.9	5.8	5.2	6.9	5.8	5.2	6.9	5.8	5.1	6.6	5.6	5.1	5.9	5.5	5	95
100				6.7	5.7	5.2	6.7	5.7	5.1	6.7	5.7	5.1	6.5	5.6	5	5.8	5.5	5	100
105				6.5	5.6	5.1	6.6	5.6	5.1	6.5	5.6	5.1	6.4	5.5	5	5.6	5.4	5	105
110				6.4	5.5	5.1	6.4	5.6	5.1	6.4	5.5	5.1	6.2	5.4	5	5.4	5.3	4.9	110
115				6.2	5.5	5.1	6.3	5.5	5.1	6.3	5.5	5.1	6.1	5.4	5	5.3	5.1	4.9	115
120				6.1	5.5	5.1	6.2	5.4	5.1	6.1	5.4	5.1	5.9	5.3	5	5.1	5	4.9	120
125				6	5.4	5.1	6	5.4	5.1	5.9	5.3	5.1	5.5	5.3	5	5	4.9	4.9	125
130				5.8	5.4	5.1	5.8	5.4	5.1	5.7	5.3	5.1	4.9	5.2	5	4.6	4.8	4.8	130
135				5.6	5.3	5.1	5.6	5.3	5.1	5.2	5.3	5.1	4.4	5.1	5	4.1	4.7	4.8	135
140				5.5	5.3	5.1	5.2	5.3	5.1	4.7	5.2	5	3.9	4.8	5	3.6	4.4	4.7	140
145				5.4	5.3	5.1	4.7	5.1	5.1	4.2	4.9	5	3.4	4.3	4.9	3.1	4	4.5	145
150				4.9	5.3	5.1	4.3	4.8	5.1	3.7	4.4	4.8	3	3.8	4.3	2.7	3.6	4.2	150
155				4.5	4.9	4.9	3.8	4.4	4.6	3.3	3.9	4.3	2.5	3.3	3.8	2.3	3.1	3.7	155
160				4.1	4.4	4.5	3.4	3.9	4.1	2.9	3.5	3.8	2.1	2.8	3.3		2.7	3.2	160
165				3.7	4		3	3.5	3.6	2.5	3	3.3		2.4	2.8		2.3	2.7	165
170				3.4	3.5		2.7	3.1	3.1	2.1	2.6	2.8		2	2.3		1.9	2.3	170
175							2.4	2.7		1.8	2.2	2.4			1.9			1.9	175
180							2.1	2.3											180

TAB 1753009 / 1753016 / 1753023



Lifting capacities Forces de levage

TNZK




ft	38 ft			123 ft			135 ft			148 ft			160 ft			171 ft			ft
	35 ft			35 ft			35 ft			35 ft			35 ft			35 ft			
	0°	20°	40°	0°	20°	40°	0°	20°	40°	0°	20°	40°	0°	20°	40°	0°	20°	40°	
13	26.1																		13
14	25.7																		14
15	25.2																		15
16	24.7																		16
17	24.2																		17
18	23.7																		18
20	22.7																		20
22	21.5			29.4															22
24	20.3			29.1															24
26	19.2	19.4		28.6			26.2												26
28	18.1	18.7		28.2			25.8			20.7			16.6						28
30	17.1	17.9		27.7			25.5			20.6			16.6						30
32	16.2	17.2	16.4	27.3			25.1			20.3			16.3			13.3			32
34	15.5	16.6	16.1	26.9			24.8			20			16			13.2			34
36	14.8	15.9	15.6	26.5			24.6			19.7			15.8			12.9			36
38	14	15.3	15.2	26.1	22.7		24.3	21.8		19.4			15.5			12.7			38
40	13.4	14.6	14.7	25.7	22.6		24	21.7		19.1			15.3			12.4			40
45	11.9	13	13.7	24.6	21.5	18.5	23.1	20.9		18.4	17.2		14.7	14.1		11.9	11.3		45
50	10.7	11.6	12.3	23.4	20.5	17.9	22.1	20.1	17.4	17.7	16.6	15.8	14.2	13.6		11.4	11		50
55	9.7	10.4	11.4	22.2	19.5	17.2	20.9	19.3	17.1	17	16	15.5	13.7	13	12.3	11	10.5	10	55
60				20.8	18.6	16.6	19.6	18.5	16.5	16.3	15.3	14.8	13.1	12.5	12.3	10.5	10.1	10	60
65				19.5	17.8	16	18.3	17.8	16	15.6	14.7	14.3	12.6	12.1	11.9	10.1	9.7	9.6	65
70				18.2	17.1	15.5	17.1	17	15.5	15	14.1	13.8	12.1	11.6	11.5	9.7	9.4	9.2	70
75				17.1	16.4	15	16	16.2	15.1	14.3	13.6	13.3	11.7	11.2	11.1	9.4	9	8.9	75
80				16.1	15.7	14.6	15	15.2	14.7	13.6	13.1	12.8	11.3	10.9	10.7	9	8.7	8.6	80
85				15.2	15	14.2	14	14.3	14.2	12.8	12.6	12.4	10.9	10.5	10.4	8.7	8.4	8.3	85
90				13.9	14.2	13.9	12.9	13.4	13.7	12	12.2	12	10.5	10.2	10.1	8.4	8.1	8	90
95				12.6	13.2	13.4	12.1	12.4	12.9	11.3	11.6	11.7	10.2	9.9	9.8	8.1	7.8	7.7	95
100				11.4	12.1	12.6	11.3	11.5	12	10.6	11	11.3	9.9	9.6	9.6	7.8	7.6	7.5	100
105				10.2	10.9	11.4	10.4	10.9	11	9.6	10.3	10.7	9.5	9.3	9.4	7.5	7.3	7.3	105
110				9.2	9.9	10.2	9.4	10	10.3	9.3	9.3	9.8	8.7	9.1	9.1	7.3	7.1	7.1	110
115				8.5	8.9	9.2	8.7	9.1	9.4	8.7	8.9	9.1	8	8.5	8.8	7.1	6.9	6.9	115
120				8	8.1	8.4	8.2	8.4	8.7	7.9	8.4	8.6	7.2	7.8	8.3	6.8	6.7	6.7	120
125				7.7	7.7	7.9	7.7	8	8.2	7.2	7.7	8	6.4	7	7.4	6.2	6.5	6.6	125
130				7.4	7.5	7.6	7	7.4	7.6	6.5	7	7.2	5.7	6.2	6.6	5.6	6.1	6.4	130
135				7	7.1	7.2	6.4	6.8	6.9	5.8	6.3	6.5	5.1	5.6	5.9	5	5.5	5.8	135
140				6.5	6.7		5.8	6.1	6.2	5.2	5.6	5.8	4.5	4.9	5.2	4.4	4.9	5.2	140
145							5.3	5.5		4.7	5.1	5.2	3.9	4.3	4.6	3.8	4.3	4.5	145
150							4.8	5		4.2	4.5	4.6	3.4	3.8	4	3.3	3.7	4	150
155							4.4	4.5		3.8	4	4.1	3	3.3	3.4	2.8	3.2	3.4	155
160										3.3	3.5		2.5	2.8	2.9	2.4	2.8	2.9	160
165										2.9			2.1	2.4	2.4		2.3	2.4	165
170													1.8	2	2		1.9	2	170

TAB 1753029 / 1753036 / 1753043

Lifting capacities Forces de levage

TNZK




ft	38 ft			123 ft			135 ft			148 ft			160 ft			171 ft			ft
	62 ft			62 ft			62 ft			62 ft			62 ft			62 ft			
	0°	20°	40°	0°	20°	40°	0°	20°	40°	0°	20°	40°	0°	20°	40°	0°	20°	40°	
18	9.9																		18
20	9.8																		20
22	9.5																		22
24	9.3																		24
26	9			11.2															26
28	8.7			11.1			10.6												28
30	8.5			10.9			10.6												30
32	8.2			10.8			10.5			9.7									32
34	8			10.6			10.4			9.7									34
36	7.8			10.5			10.2			9.6									36
38	7.6	6.6		10.3			10.1			9.5			8.7			7.4			38
40	7.4	6.6		10.2			9.9			9.4			8.6			7.4			40
45	6.9	6.3		9.8			9.6			9.1			8.4			7.4			45
50	6.6	6		9.4	7.1		9.3	7.1		8.9			8.2			7.3			50
55	6.3	5.7	5.3	9	7		8.9	7		8.6	6.7		8	6.4		7.1			55
60	6.1	5.6	5.2	8.6	6.8		8.6	6.8		8.3	6.6		7.8	6.4		6.9			60
65	5.9	5.4	5.1	8.3	6.6	5.5	8.3	6.6		8	6.5		7.6	6.3		6.8	6.1		65
70	5.7	5.4	5.1	8	6.4	5.5	8	6.4	5.4	7.8	6.3	5.4	7.4	6.1		6.7	6		70
75	5.5	5.3	5.1	7.7	6.3	5.4	7.7	6.3	5.4	7.5	6.2	5.3	7.2	6	5.2	6.6	5.9	5.1	75
80	5.4	5.3	5.1	7.4	6.1	5.3	7.5	6.1	5.3	7.3	6.1	5.3	7	5.9	5.2	6.4	5.8	5.1	80
85	5.4	5.3	5.1	7.2	6	5.3	7.3	6	5.2	7.1	5.9	5.2	6.8	5.8	5.1	6.2	5.7	5.1	85
90				7	5.9	5.2	7	5.9	5.2	7	5.8	5.2	6.7	5.7	5.1	6	5.6	5	90
95				6.8	5.8	5.2	6.9	5.8	5.1	6.8	5.7	5.1	6.5	5.6	5	5.8	5.5	5	95
100				6.6	5.7	5.1	6.7	5.7	5.1	6.6	5.6	5.1	6.4	5.5	5	5.7	5.4	5	100
105				6.4	5.6	5.1	6.5	5.6	5.1	6.4	5.6	5.1	6.3	5.4	5	5.5	5.3	4.9	105
110				6.3	5.5	5.1	6.4	5.5	5.1	6.3	5.5	5	6.1	5.4	5	5.3	5.2	4.9	110
115				6.2	5.4	5.1	6.3	5.4	5.1	6.2	5.4	5	6	5.3	5	5.2	5.1	4.9	115
120				6	5.4	5.1	6.1	5.4	5.1	6.1	5.4	5	5.9	5.3	5	5	4.9	4.9	120
125				5.9	5.4	5.1	6	5.4	5.1	6	5.3	5	5.8	5.2	5	4.9	4.8	4.9	125
130				5.8	5.3	5.1	5.9	5.3	5.1	5.9	5.3	5	5.8	5.2	5	4.8	4.7	4.8	130
135				5.7	5.3	5.1	5.8	5.3	5.1	5.8	5.3	5	5.6	5.2	5	4.7	4.6	4.7	135
140				5.6	5.3	5.1	5.7	5.3	5.1	5.6	5.3	5	5.3	5.1	5	4.5	4.5	4.6	140
145				5.4	5.3	5.1	5.5	5.3	5.1	5.5	5.3	5	4.8	5.1	5	4.4	4.4	4.5	145
150				5.3	5.3	5.1	5.4	5.3	5.1	5	5.2	5	4.2	5	5	4.1	4.3	4.4	150
155				5.2	5.2	5.1	5	5.2	5	4.5	5	5	3.8	4.5	4.8	3.6	4.2	4.3	155
160				5	5.2	5.1	4.6	5	5	4	4.6	4.8	3.3	4	4.5	3.2	3.9	4.2	160
165				4.8	5		4.2	4.6	4.7	3.6	4.2	4.4	2.9	3.5	3.9	2.7	3.4	3.9	165
170				4.4	4.6		3.8	4.1	4.2	3.2	3.7	3.9	2.5	3.1	3.4	2.3	3	3.4	170
175							3.4	3.7		2.9	3.3	3.4	2.1	2.7	2.9	2	2.6	2.9	175
180							3.1	3.3		2.5	2.9	3		2.3	2.5		2.2	2.5	180
185										2.2	2.5								185
190										1.9	2.1								190

TAB 1753029 / 1753036 / 1753043

Lifting capacities Forces de levage

TNZK




ft	38 ft			123 ft			135 ft			148 ft			160 ft			171 ft			ft
	35 ft			35 ft			35 ft			35 ft			35 ft			35 ft			
	0°	20°	40°	0°	20°	40°	0°	20°	40°	0°	20°	40°	0°	20°	40°	0°	20°	40°	
9	27.5																		9
10	27.5																		10
11	27																		11
12	26.6																		12
13	26.2																		13
14	25.7																		14
15	25.2																		15
16	24.7	24																	16
17	24.2	23.7																	17
18	23.7	23.2																	18
20	22.7	22.2																	20
22	21.5	21.3		29.4															22
24	20.3	20.4		29.1															24
26	19.2	19.5	18.7	28.6			26.2												26
28	18.1	18.7	18	28.2			25.8			20.7			16.6						28
30	17.1	17.9	17.3	27.7			25.5			20.6			16.6						30
32	16.2	17.2	16.7	27.3			25.1			20.3			16.3			13.3			32
34	15.5	16.6	16.1	26.9			24.8			20			16			13.2			34
36	14.8	15.9	15.6	26.5			24.6			19.7			15.8			12.9			36
38	14	15.3	15.2	26.1	22.7		24.3	21.8		19.4			15.5			12.7			38
40	13.4	14.6	14.7	25.7	22.6		24	21.7		19.1			15.3			12.4			40
45	11.9	13	13.7	24.6	21.5	18.5	23.1	20.9		18.4	17.2		14.7	14.1		11.9	11.3		45
50	10.7	11.6	12.3	23.4	20.5	17.9	22.1	20.1	17.4	17.7	16.6	15.8	14.2	13.6		11.4	11		50
55	9.7	10.4	11.4	22.2	19.5	17.2	20.9	19.3	17.1	17	16	15.5	13.7	13	12.3	11	10.5	10	55
60				20.8	18.6	16.6	19.6	18.5	16.5	16.3	15.3	14.8	13.1	12.5	12.3	10.5	10.1	10	60
65				19.5	17.8	16	18.2	17.8	16	15.6	14.7	14.3	12.6	12.1	11.9	10.1	9.7	9.6	65
70				17.7	17.1	15.5	16.4	17	15.5	15	14.1	13.8	12.1	11.6	11.5	9.7	9.4	9.2	70
75				16	16.4	15	15	15.8	15.1	14.1	13.6	13.3	11.7	11.2	11.1	9.4	9	8.9	75
80				14.4	15.5	14.6	13.9	14.2	14.5	12.9	13.1	12.8	11.3	10.9	10.7	9	8.7	8.6	80
85				13	13.9	14.2	12.8	12.8	13.6	11.6	12.6	12.4	10.9	10.5	10.4	8.7	8.4	8.3	85
90				11.6	12.5	13	11.6	12.2	12.4	10.8	11.4	11.9	10.3	10.2	10.1	8.4	8.1	8	90
95				10.5	11.2	11.7	10.6	11.3	11.5	10.2	10.3	10.9	9.4	9.8	9.8	8.1	7.8	7.7	95
100				9.7	10	10.5	9.8	10.2	10.7	9.6	9.6	10	8.4	9.3	9.5	7.7	7.6	7.5	100
105				9.2	9.1	9.3	9.2	9.3	9.5	8.7	9.3	9.4	7.5	8.3	8.9	7.2	7.3	7.3	105
110				8.8	8.8	8.8	8.3	8.8	9.1	7.8	8.4	8.8	6.8	7.5	8	6.5	7	7.1	110
115				8.1	8.3	8.5	7.5	8	8.3	6.9	7.5	8	6	6.7	7.2	5.7	6.4	6.7	115
120				7.4	7.8	8	6.7	7.2	7.5	6.2	6.7	7.1	5.3	6	6.4	5.1	5.7	6.2	120
125				6.7	7	7.2	6	6.5	6.7	5.5	6	6.3	4.7	5.3	5.7	4.4	5	5.5	125
130				6.1	6.4	6.5	5.4	5.8	6	4.9	5.3	5.6	4.1	4.6	5	3.9	4.4	4.8	130
135				5.5	5.8	5.8	4.9	5.2	5.3	4.3	4.7	4.9	3.5	4	4.3	3.3	3.9	4.2	135
140				5	5.2		4.3	4.6	4.7	3.8	4.1	4.3	3	3.4	3.7	2.8	3.3	3.6	140
145							3.8	4.1		3.3	3.6	3.7	2.5	2.9	3.1		2.8	3.1	145
150							3.4	3.6		2.8	3.1	3.2	2	2.4	2.6		2.3	2.6	150
155							3	3.1		2.4	2.7	2.7			2.1			2.1	155
160										2	2.2								160

TAB 1753030 / 1753037 / 1753044

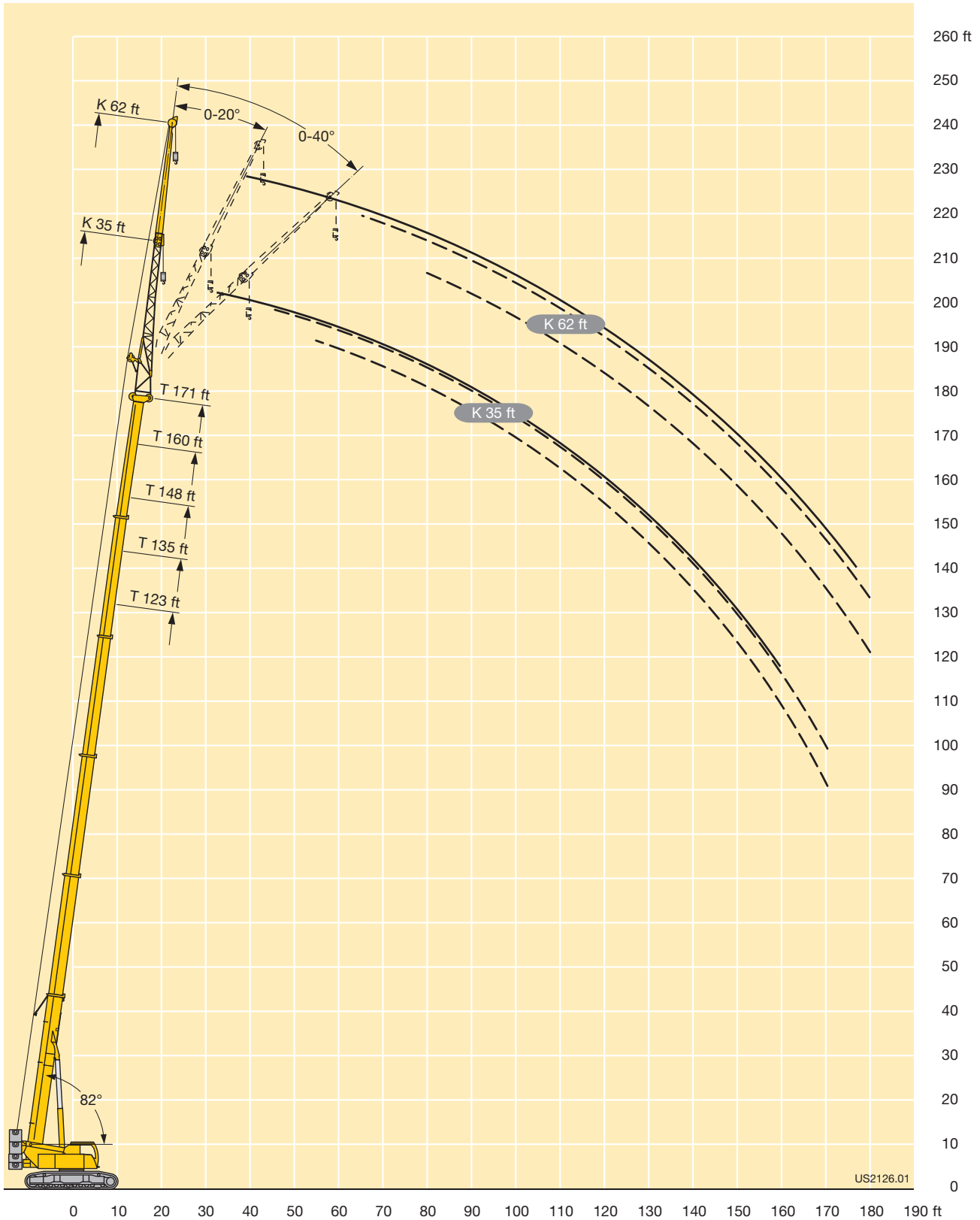
Lifting capacities Forces de levage

TNZK



ft	38 ft			123 ft			135 ft			148 ft			160 ft			171 ft			ft
	62 ft			62 ft			62 ft			62 ft			62 ft			62 ft			
	0°	20°	40°	0°	20°	40°	0°	20°	40°	0°	20°	40°	0°	20°	40°	0°	20°	40°	
16	10.4																		16
17	10.3																		17
18	10.1																		18
20	9.8																		20
22	9.5																		22
24	9.3																		24
26	9			11.2															26
28	8.7	6.6		11.1			10.6												28
30	8.5	6.6		10.9			10.6												30
32	8.2	6.6		10.8			10.5			9.7									32
34	8	6.6		10.6			10.4			9.7									34
36	7.8	6.6		10.5			10.2			9.6									36
38	7.6	6.6		10.3			10.1			9.5			8.7			7.4			38
40	7.4	6.6		10.2			9.9			9.4			8.6			7.4			40
45	6.9	6.3		9.8			9.6			9.1			8.4			7.4			45
50	6.6	6	5.4	9.4	7.1		9.3	7.1		8.9			8.2			7.3			50
55	6.3	5.7	5.3	9	7		8.9	7		8.6	6.7		8	6.4		7.1			55
60	6.1	5.6	5.2	8.6	6.8		8.6	6.8		8.3	6.6		7.8	6.4		6.9			60
65	5.9	5.4	5.1	8.3	6.6	5.5	8.3	6.6		8	6.5		7.6	6.3		6.8	6.1		65
70	5.7	5.4	5.1	8	6.4	5.5	8	6.4	5.4	7.8	6.3	5.4	7.4	6.1		6.7	6		70
75	5.5	5.3	5.1	7.7	6.3	5.4	7.7	6.3	5.4	7.5	6.2	5.3	7.2	6	5.2	6.6	5.9	5.1	75
80	5.4	5.3	5.1	7.4	6.1	5.3	7.5	6.1	5.3	7.3	6.1	5.3	7	5.9	5.2	6.4	5.8	5.1	80
85	5.4	5.3	5.1	7.2	6	5.3	7.3	6	5.2	7.1	5.9	5.2	6.8	5.8	5.1	6.2	5.7	5.1	85
90				7	5.9	5.2	7	5.9	5.2	7	5.8	5.2	6.7	5.7	5.1	6	5.6	5	90
95				6.8	5.8	5.2	6.9	5.8	5.1	6.8	5.7	5.1	6.5	5.6	5	5.8	5.5	5	95
100				6.6	5.7	5.1	6.7	5.7	5.1	6.6	5.6	5.1	6.4	5.5	5	5.7	5.4	5	100
105				6.4	5.6	5.1	6.5	5.6	5.1	6.4	5.6	5.1	6.3	5.4	5	5.5	5.3	4.9	105
110				6.3	5.5	5.1	6.4	5.5	5.1	6.3	5.5	5	6.1	5.4	5	5.3	5.2	4.9	110
115				6.2	5.4	5.1	6.3	5.4	5.1	6.2	5.4	5	6	5.3	5	5.2	5.1	4.9	115
120				6	5.4	5.1	6.1	5.4	5.1	6	5.4	5	5.8	5.3	5	5	4.9	4.9	120
125				5.9	5.4	5.1	6	5.4	5.1	5.9	5.3	5	5.4	5.2	5	4.9	4.8	4.9	125
130				5.7	5.3	5.1	5.8	5.3	5.1	5.6	5.3	5	4.8	5.2	5	4.5	4.7	4.8	130
135				5.6	5.3	5.1	5.5	5.3	5.1	5.1	5.2	5	4.3	5	5	4	4.6	4.7	135
140				5.5	5.3	5.1	5.1	5.3	5.1	4.6	5.1	5	3.8	4.7	4.9	3.5	4.3	4.6	140
145				5.2	5.3	5.1	4.6	5.1	5.1	4.1	4.8	5	3.3	4.2	4.8	3	3.9	4.4	145
150				4.8	5.2	5.1	4.1	4.7	5	3.6	4.3	4.7	2.8	3.7	4.2	2.6	3.4	4	150
155				4.3	4.7	4.8	3.7	4.2	4.5	3.2	3.8	4.2	2.4	3.2	3.7	2.2	3	3.5	155
160				3.9	4.3	4.3	3.3	3.8	4	2.7	3.3	3.7		2.7	3.1		2.5	3.1	160
165				3.6	3.8		2.9	3.3	3.5	2.4	2.9	3.2		2.3	2.7			2.6	165
170				3.2	3.4		2.6	2.9	3	2	2.5	2.7		1.9	2.2			2.2	170
175							2.2	2.5			2.1	2.3							175
180							1.9	2.1											180

TAB 1753030 / 1753037 / 1753044



US2126.01

Lifting capacities Forces de levage

TVK

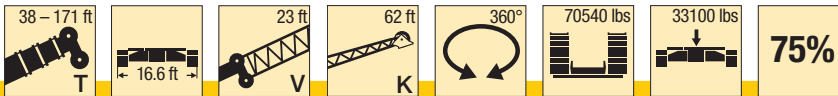


ft	38 ft + 23 ft			135 ft + 23 ft			148 ft + 23 ft			160 ft + 23 ft			171 ft + 23 ft			ft
	35 ft			35 ft			35 ft			35 ft			35 ft			
	0°	20°	40°	0°	20°	40°	0°	20°	40°	0°	20°	40°	0°	20°	40°	
16	11.4															16
17	11.3															17
18	11.2															18
20	10.8															20
22	10.5															22
24	10.1															24
26	9.8	9.7		13												26
28	9.5	9.5		12.8			11.9									28
30	9.2	9.2		12.6			11.9									30
32	8.9	8.9		12.4			11.7			10.8						32
34	8.6	8.6		12.2			11.5			10.7						34
36	8.4	8.3		12			11.4			10.6						36
38	8.1	8.1	7.9	11.8	10.9		11.2			10.5			8.6			38
40	7.8	7.8	7.8	11.6	10.8		11			10.3			8.6			40
45	7.3	7.3	7.3	11.2	10.4		10.7	9.9		10	9.5		8.3			45
50	6.8	6.8	6.8	10.8	9.9	9	10.3	9.6	8.8	9.7	9.2		8	7.6		50
55	6.3	6.4	6.3	10.3	9.5	8.9	9.9	9.3	8.7	9.4	8.9	8.2	7.7	7.4	7	55
60	6	6	6	9.9	9.2	8.5	9.6	8.9	8.4	9.1	8.6	8.1	7.4	7.1	7	60
65	5.6	5.7	5.7	9.5	8.8	8.2	9.2	8.6	8.1	8.8	8.3	7.8	7.2	6.9	6.7	65
70	5.3	5.3	5.3	9.2	8.5	7.9	8.9	8.3	7.8	8.5	8.1	7.6	6.9	6.6	6.5	70
75	4.9	5	5.2	8.8	8.1	7.7	8.6	8	7.6	8.3	7.8	7.4	6.6	6.4	6.2	75
80	4.6	4.7		8.4	7.8	7.4	8.3	7.8	7.3	8	7.6	7.2	6.4	6.2	6	80
85	4.2	4.4		8.1	7.6	7.2	8	7.5	7.1	7.8	7.3	7	6.2	5.9	5.8	85
90				7.8	7.3	6.9	7.8	7.3	6.9	7.5	7.1	6.8	6	5.7	5.6	90
95				7.5	7.1	6.7	7.5	7.1	6.7	7.3	6.9	6.6	5.7	5.5	5.4	95
100				7.2	6.9	6.5	7.2	6.9	6.5	7.1	6.7	6.4	5.5	5.3	5.2	100
105				7	6.6	6.4	7	6.7	6.3	6.9	6.6	6.2	5.4	5.2	5	105
110				6.8	6.4	6.2	6.8	6.5	6.2	6.7	6.4	6.1	5.2	5	4.9	110
115				6.5	6.3	6	6.6	6.3	6	6.5	6.2	6	5	4.8	4.8	115
120				6.3	6.1	5.9	6.4	6.1	5.9	6.3	6.1	5.8	4.9	4.7	4.6	120
125				6.1	5.9	5.8	6.2	6	5.8	6.2	5.9	5.7	4.7	4.6	4.5	125
130				6	5.8	5.6	6	5.8	5.6	5.8	5.8	5.6	4.6	4.4	4.4	130
135				5.8	5.6	5.5	5.8	5.7	5.5	5.3	5.6	5.5	4.4	4.3	4.2	135
140				5.6	5.5	5.4	5.4	5.5	5.4	4.7	5.2	5.3	4.2	4.2	4.1	140
145				5.4	5.3		4.9	5.3	5.3	4.1	4.7	5	3.9	4.1	4	145
150				4.9	5.1		4.4	4.8	4.9	3.6	4.1	4.4	3.4	3.9	3.9	150
155				4.4	4.7		3.9	4.3	4.5	3.1	3.6	3.8	3	3.5	3.7	155
160				4	4.3		3.5	3.8		2.7	3.1	3.3	2.6	3	3.2	160
165				3.6	3.8		3	3.3		2.3	2.7	2.8	2.1	2.5	2.8	165
170				3.2	3.4		2.7	2.9		1.9	2.2	2.4	1.7	2.1	2.3	170
175				2.8	3		2.3	2.5				2			1.9	175
180							1.9	2.1								180

TAB 1753050 / 1753057 / 1753064

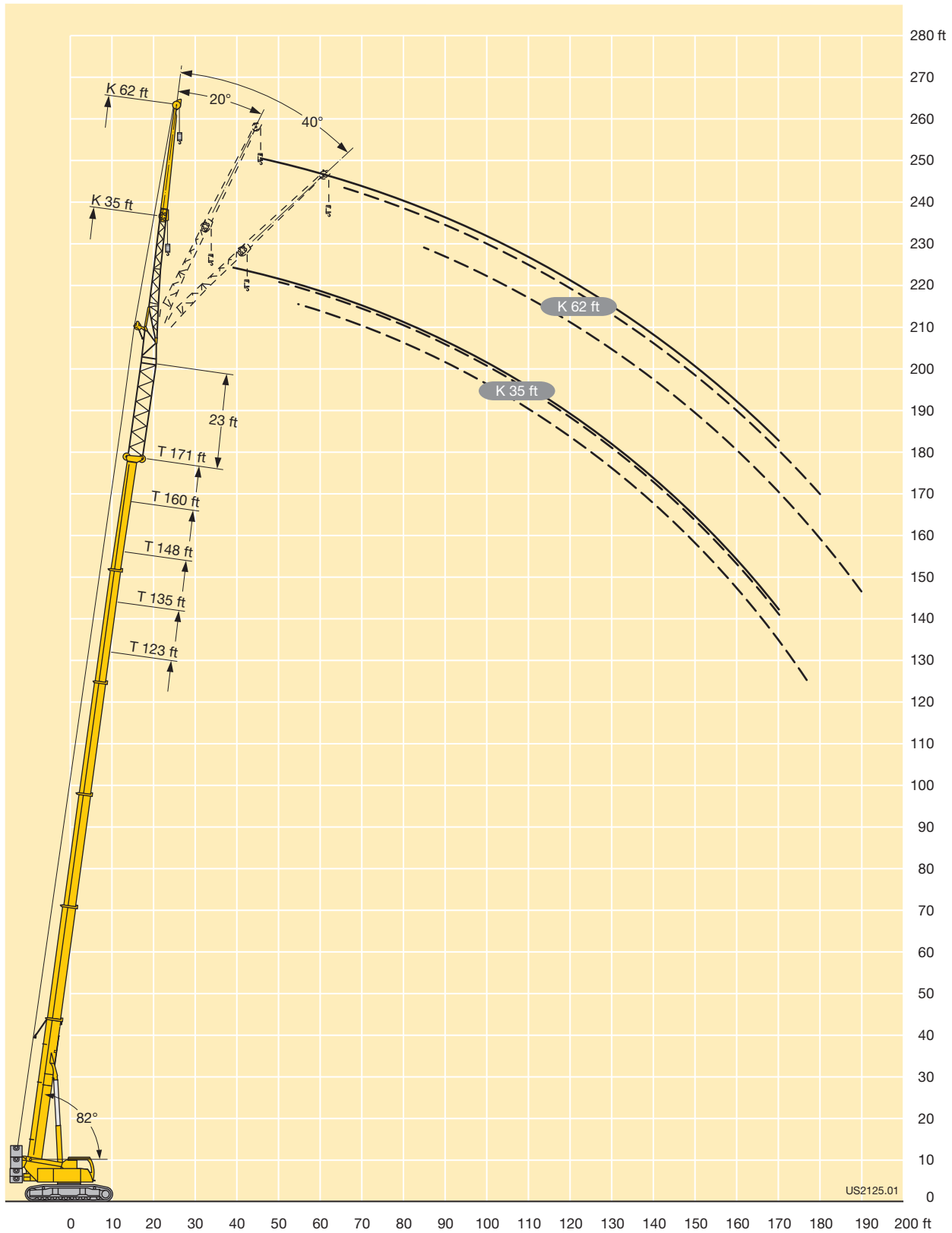
Lifting capacities Forces de levage

TVK



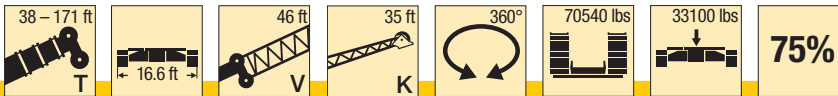
ft	38 ft + 23 ft			135 ft + 23 ft			148 ft + 23 ft			160 ft + 23 ft			171 ft + 23 ft			ft
	62 ft			62 ft			62 ft			62 ft			62 ft			
	0°	20°	40°	0°	20°	40°	0°	20°	40°	0°	20°	40°	0°	20°	40°	
22	7.7															22
24	7.6															24
26	7.5															26
28	7.3			8.2												28
30	7.2			8.2												30
32	7			8.1			7.7									32
34	6.9			8.1			7.7									34
36	6.7			8.1			7.7									36
38	6.5	6.5		8			7.7			7.2						38
40	6.4	6.4		8			7.6			7.2						40
45	6	6.1		7.9			7.5			7.1			6			45
50	5.6	5.7		7.7			7.4			6.9			5.8			50
55	5.3	5.4		7.5	6.6		7.2	6.5		6.8			5.6			55
60	5	5.1	5.2	7.3	6.6		7	6.5		6.6			5.4			60
65	4.7	4.8	4.9	7	6.4		6.8	6.3		6.5	6.1		5.3	5.1		65
70	4.5	4.5	4.6	6.8	6.2	5.5	6.6	6.1		6.3	5.9		5.1	5		70
75	4.3	4.3	4.4	6.5	6	5.5	6.4	5.9	5.4	6.1	5.7	5.1	4.9	4.8		75
80	4.1	4.1	4.2	6.3	5.8	5.5	6.2	5.7	5.4	5.9	5.6	5.1	4.8	4.6		80
85	3.9	3.9	4	6.1	5.6	5.4	6	5.5	5.3	5.8	5.4	5.1	4.6	4.5	4.4	85
90	3.7	3.7	3.8	5.9	5.5	5.2	5.8	5.4	5.1	5.6	5.2	5	4.4	4.4	4.3	90
95	3.5	3.6	3.7	5.7	5.3	5	5.6	5.2	5	5.4	5.1	4.9	4.3	4.2	4.1	95
100	3.3	3.4	3.6	5.5	5.1	4.9	5.5	5	4.9	5.3	4.9	4.7	4.2	4.1	4	100
105	3.2	3.2		5.3	4.9	4.8	5.3	4.9	4.7	5.1	4.8	4.6	4	4	3.9	105
110	3	3.1		5.1	4.8	4.6	5.1	4.8	4.6	5	4.7	4.5	3.9	3.8	3.8	110
115				5	4.7	4.5	5	4.6	4.5	4.9	4.6	4.4	3.8	3.7	3.7	115
120				4.8	4.5	4.4	4.8	4.5	4.4	4.8	4.5	4.3	3.6	3.6	3.6	120
125				4.7	4.4	4.3	4.7	4.4	4.3	4.7	4.3	4.2	3.5	3.5	3.5	125
130				4.6	4.3	4.2	4.6	4.3	4.2	4.5	4.2	4.1	3.4	3.4	3.4	130
135				4.4	4.2	4.1	4.5	4.2	4.1	4.4	4.1	4	3.3	3.3	3.3	135
140				4.3	4.1	4	4.3	4.1	4	4.3	4	4	3.2	3.2	3.2	140
145				4.2	4	3.9	4.2	4	3.9	4.2	4	3.9	3.1	3.1	3.1	145
150				4.1	3.9	3.8	4.1	3.9	3.8	4	3.9	3.8	3.1	3	3	150
155				4	3.8	3.8	4	3.8	3.8	3.6	3.8	3.7	3	2.9	2.9	155
160				3.9	3.7	3.7	3.8	3.7	3.7	3.2	3.7	3.7	2.8	2.8	2.9	160
165				3.8	3.6	3.6	3.5	3.7	3.7	2.8	3.5	3.6	2.4	2.8	2.8	165
170				3.6	3.5	3.6	3.1	3.6	3.6	2.4	3.1	3.5	2.1	2.7	2.7	170
175				3.3	3.5		2.7	3.3	3.5	2	2.7	3.1		2.4	2.7	175
180				2.9	3.3		2.4	2.9	3.2		2.3	2.7		2.1	2.4	180
185				2.6	3		2.1	2.5				2.2			2.1	185
190				2.3	2.6		1.7	2.2				1.8			1.7	190
195				2	2.3			1.8								195

TAB 1753050 / 1753057 / 1753064



Lifting capacities Forces de levage

TVK

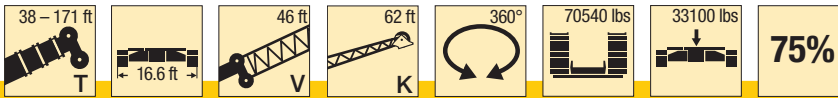


ft	38 ft + 46 ft			135 ft + 46 ft			148 ft + 46 ft			160 ft + 46 ft			171 ft + 46 ft			ft
	35 ft			35 ft			35 ft			35 ft			35 ft			
	0°	20°	40°	0°	20°	40°	0°	20°	40°	0°	20°	40°	0°	20°	40°	
16	8.7															16
17	8.6															17
18	8.5															18
20	8.3															20
22	8.1															22
24	7.9															24
26	7.7															26
28	7.4															28
30	7.2	7.3														30
32	7	7		9												32
34	6.8	6.8		8.9												34
36	6.6	6.6		8.8												36
38	6.4	6.4	6.4	8.6			8.2			6.8						38
40	6.2	6.3	6.3	8.5			8.1			6.8						40
45	5.8	5.8	5.9	8.2	7.8		7.8			6.8			5.5			45
50	5.4	5.4	5.5	7.9	7.5		7.6	7.1		6.8	6.7		5.3			50
55	5	5	5.1	7.6	7.2	6.7	7.3	7	6.5	6.8	6.6		5.3	5.3		55
60	4.7	4.7	4.7	7.3	6.9	6.6	7.1	6.7	6.4	6.6	6.4		5.2	5.3		60
65	4.4	4.4	4.4	7	6.6	6.4	6.8	6.5	6.2	6.5	6.2	5.9	5.1	5.1	5	65
70	4.1	4.1	4.2	6.7	6.4	6.1	6.6	6.2	6	6.3	5.9	5.8	4.9	4.9	4.8	70
75	3.9	3.9	3.9	6.5	6.1	5.9	6.3	6	5.8	6	5.7	5.6	4.7	4.7	4.7	75
80	3.7	3.7	3.7	6.2	5.9	5.7	6.1	5.8	5.6	5.8	5.6	5.4	4.5	4.5	4.5	80
85	3.5	3.5	3.5	6	5.6	5.4	5.9	5.6	5.4	5.6	5.4	5.2	4.4	4.3	4.3	85
90	3.3	3.3	3.3	5.7	5.4	5.2	5.6	5.3	5.2	5.4	5.2	5	4.2	4.2	4.1	90
95	3.1	3.1	3.1	5.5	5.2	5	5.4	5.1	5	5.3	5	4.9	4.1	4	4	95
100	2.9	2.9	2.9	5.3	5	4.9	5.2	5	4.8	5.1	4.8	4.7	3.9	3.8	3.8	100
105				5.1	4.9	4.7	5.1	4.8	4.7	4.9	4.7	4.6	3.8	3.7	3.7	105
110				4.9	4.7	4.5	4.9	4.6	4.5	4.8	4.5	4.4	3.6	3.5	3.6	110
115				4.7	4.5	4.4	4.7	4.5	4.4	4.6	4.4	4.3	3.5	3.4	3.4	115
120				4.6	4.4	4.3	4.6	4.4	4.2	4.5	4.3	4.2	3.4	3.3	3.3	120
125				4.4	4.2	4.1	4.4	4.2	4.1	4.4	4.2	4.1	3.2	3.2	3.2	125
130				4.3	4.1	4	4.3	4.1	4	4.2	4.1	4	3.1	3.1	3.1	130
135				4.1	4	3.9	4.2	4	3.9	4.1	4	3.9	3	3	3	135
140				4	3.8	3.8	4	3.9	3.8	4	3.8	3.8	2.9	2.9	2.9	140
145				3.9	3.7	3.7	3.9	3.8	3.7	3.7	3.7	3.7	2.8	2.8	2.8	145
150				3.8	3.6	3.6	3.8	3.7	3.6	3.2	3.7	3.6	2.7	2.7	2.7	150
155				3.6	3.5	3.5	3.6	3.6	3.5	2.8	3.3	3.4	2.4	2.6	2.6	155
160				3.5	3.4		3.2	3.4	3.4	2.4	2.8	3.1		2.4	2.5	160
165				3.3	3.3		2.8	3.2			2.4	2.7			2.4	165
170				2.9	3.2		2.4	2.7			2	2.2			2	170
175				2.6	2.8		2	2.3				1.8				175
180				2.2	2.5			2								180
185					2.1											185
190					1.8											190

TAB 1753071 / 1753078 / 1753085

Lifting capacities Forces de levage

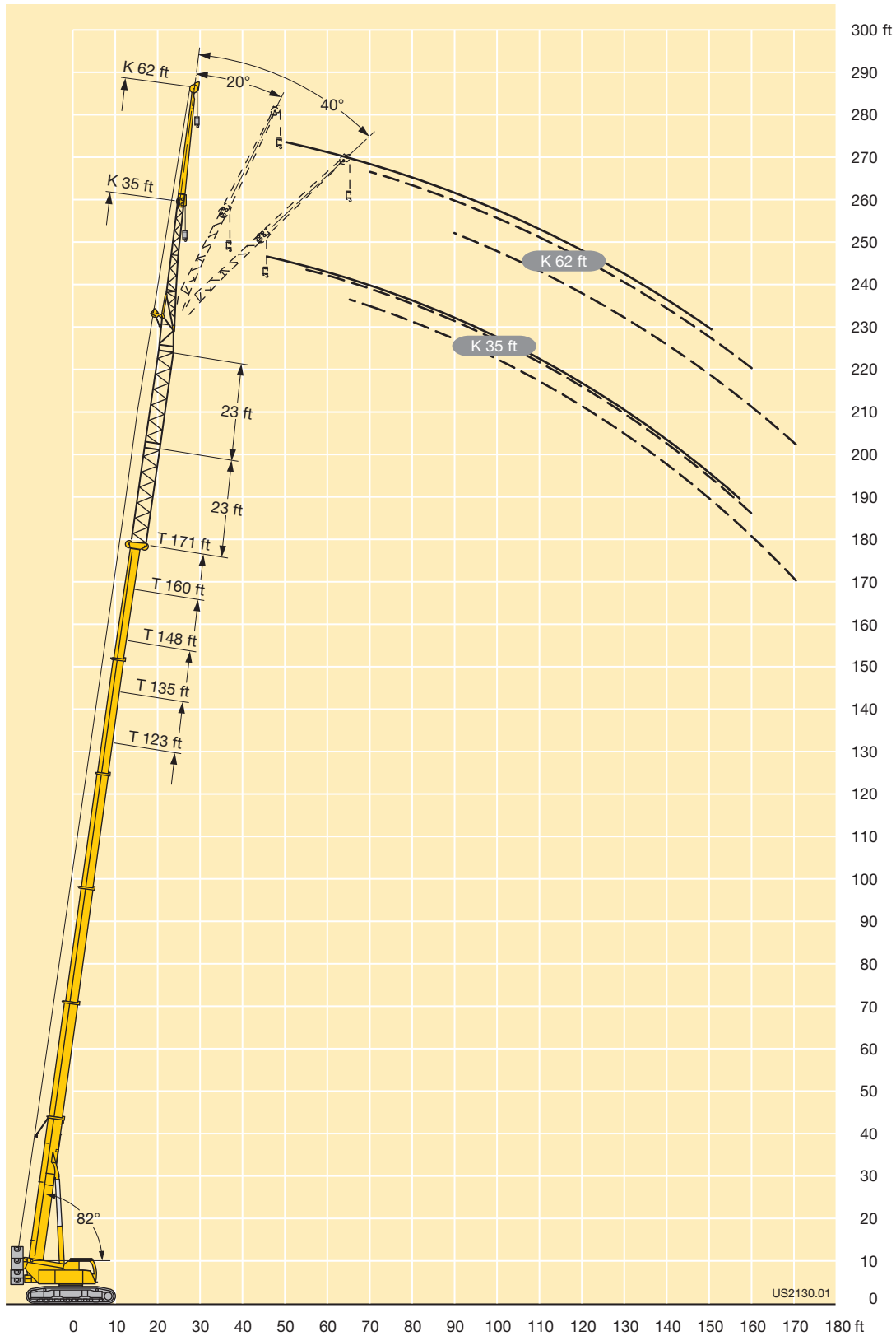
TVK



ft	38 ft + 46 ft			162 ft + 46 ft			148 ft + 46 ft			160 ft + 46 ft			171 ft + 46 ft			ft
	62 ft			62 ft			62 ft			62 ft			62 ft			
	0°	20°	40°	0°	20°	40°	0°	20°	40°	0°	20°	40°	0°	20°	40°	
22	6															22
24	5.9															24
26	5.8															26
28	5.7															28
30	5.6															30
32	5.5															32
34	5.3															34
36	5.2															36
38	5.1			6.2			5.8									38
40	5			6.2			5.8									40
45	4.7	4.9		6			5.7			4.6						45
50	4.3	4.6		5.8			5.5			4.6			3.8			50
55	4.1	4.3		5.6			5.3			4.5			3.7			55
60	3.8	4	4.3	5.4			5.2			4.4			3.5			60
65	3.6	3.8	4	5.3	5		5	4.9		4.4			3.5			65
70	3.4	3.5	3.7	5.1	4.9		4.9	4.7		4.4	4.2		3.5	3.6		70
75	3.2	3.3	3.5	4.9	4.7	4.4	4.8	4.5		4.4	4.2		3.5	3.5		75
80	3	3.1	3.3	4.7	4.5	4.4	4.6	4.4		4.3	4.2		3.4	3.3		80
85	2.8	2.9	3.1	4.5	4.3	4.2	4.4	4.2	4.1	4.2	4		3.3	3.2		85
90	2.7	2.8	2.9	4.3	4.2	4.1	4.3	4.1	4	4	3.9	3.8	3.1	3.1	3.1	90
95	2.5	2.6	2.7	4.2	4	3.9	4.1	3.9	3.8	3.9	3.8	3.7	3	3	3	95
100	2.4	2.5	2.6	4	3.9	3.8	4	3.8	3.7	3.8	3.6	3.6	2.9	2.9	2.9	100
105	2.3	2.3	2.4	3.9	3.7	3.6	3.8	3.7	3.6	3.6	3.5	3.5	2.8	2.8	2.8	105
110	2.1	2.2	2.3	3.7	3.6	3.5	3.7	3.5	3.5	3.5	3.4	3.4	2.7	2.7	2.7	110
115	2	2.1	2.2	3.6	3.5	3.4	3.6	3.4	3.4	3.4	3.3	3.3	2.6	2.6	2.6	115
120	1.9	2	2.1	3.5	3.3	3.3	3.4	3.3	3.3	3.3	3.2	3.2	2.5	2.5	2.6	120
125	1.8			3.3	3.2	3.2	3.3	3.2	3.2	3.2	3.1	3.1	2.4	2.4	2.5	125
130	1.8			3.2	3.1	3.1	3.2	3.1	3.1	3.1	3	3	2.3	2.3	2.4	130
135				3.1	3	3	3.1	3	3	3	2.9	2.9	2.2	2.2	2.3	135
140				3	2.9	2.9	3	2.9	2.9	3	2.9	2.8	2.1	2.2	2.2	140
145				2.9	2.8	2.8	2.9	2.8	2.8	2.9	2.8	2.8	2	2.1	2.2	145
150				2.8	2.7	2.7	2.8	2.7	2.7	2.8	2.7	2.7	2	2	2.1	150
155				2.7	2.6	2.6	2.7	2.6	2.6	2.7	2.6	2.6		1.9	2	155
160				2.6	2.6	2.5	2.7	2.6	2.6	2.5	2.5	2.5		1.8	1.9	160
165				2.5	2.5	2.5	2.6	2.5	2.5	2.2	2.5	2.5			1.8	165
170				2.4	2.4	2.4	2.5	2.4	2.4	1.8	2.4	2.4			1.8	170
175				2.4	2.3	2.3	2.3	2.3	2.4		2.2	2.3				175
180				2.3	2.2	2.3	2	2.3	2.3			2.2				180
185				2.2	2.2			2.2	2.2							185
190				2	2.1			2	2.2							190
195					2				1.9							195

TAB 1753071 / 1753078 / 1753085

Lifting heights Hauteurs de levage



Lifting capacities Forces de levage

TVNZK

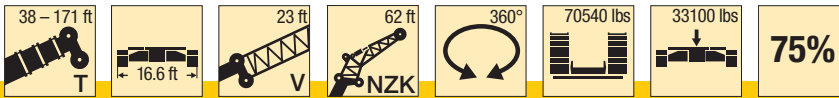


ft	38 ft + 23 ft			135 ft + 23 ft			148 ft + 23 ft			160 ft + 23 ft			171 ft + 23 ft			ft
	35 ft			35 ft			35 ft			35 ft			35 ft			
	0°	20°	40°	0°	20°	40°	0°	20°	40°	0°	20°	40°	0°	20°	40°	
16	11.3															16
17	11.2															17
18	11															18
20	10.7															20
22	10.4															22
24	10															24
26	9.7	9.6		12.8												26
28	9.4	9.4		12.6			11.7									28
30	9.1	9		12.4			11.7									30
32	8.8	8.8		12.2			11.6			10.7						32
34	8.5	8.5		12			11.4			10.6						34
36	8.3	8.2		11.8			11.2			10.4						36
38	8	8	7.8	11.6	10.7		11			10.3			8.6			38
40	7.7	7.7	7.7	11.4	10.6		10.9			10.2			8.5			40
45	7.1	7.2	7.1	11	10.2		10.5	9.8		9.8	9.3		8.1			45
50	6.6	6.7	6.6	10.6	9.8	8.9	10.1	9.5	8.7	9.5	9.1		7.8	7.5		50
55	6.2	6.3	6.2	10.2	9.4	8.7	9.8	9.1	8.6	9.2	8.8	8.1	7.5	7.3	6.9	55
60	5.8	5.9	5.9	9.8	9	8.4	9.4	8.8	8.3	9	8.5	8	7.3	7	6.9	60
65	5.5	5.6	5.6	9.4	8.6	8.1	9.1	8.5	8	8.7	8.2	7.7	7	6.8	6.6	65
70	5.1	5.2	5.2	9	8.3	7.8	8.8	8.2	7.7	8.4	7.9	7.5	6.7	6.5	6.4	70
75	4.8	4.8	4.9	8.7	8	7.5	8.5	7.9	7.5	8.1	7.7	7.3	6.5	6.3	6.1	75
80	4.4	4.5		8.3	7.7	7.3	8.2	7.6	7.2	7.9	7.4	7.1	6.2	6	5.9	80
85	4	4.3		8	7.4	7	7.9	7.4	7	7.6	7.2	6.9	6	5.8	5.7	85
90				7.7	7.2	6.8	7.6	7.1	6.8	7.4	7	6.6	5.8	5.6	5.5	90
95				7.4	7	6.6	7.3	6.9	6.6	7.1	6.8	6.5	5.6	5.4	5.3	95
100				7.1	6.7	6.4	7.1	6.7	6.4	6.9	6.6	6.3	5.4	5.2	5.1	100
105				6.8	6.5	6.2	6.9	6.5	6.2	6.7	6.4	6.1	5.2	5	4.9	105
110				6.6	6.3	6.1	6.6	6.3	6.1	6.5	6.3	6	5	4.8	4.8	110
115				6.4	6.1	5.9	6.4	6.2	5.9	6.3	6.1	5.9	4.9	4.7	4.6	115
120				6.2	6	5.8	6.2	6	5.8	6.2	6	5.7	4.7	4.5	4.5	120
125				6	5.8	5.6	6.1	5.8	5.6	6	5.8	5.6	4.6	4.4	4.4	125
130				5.8	5.7	5.5	5.9	5.7	5.5	5.6	5.7	5.5	4.4	4.3	4.2	130
135				5.6	5.5	5.4	5.7	5.6	5.4	5.1	5.4	5.4	4.3	4.2	4.1	135
140				5.5	5.3	5.3	5.3	5.4	5.3	4.5	5	5.2	4.1	4.1	4	140
145				5.2	5.2		4.7	5.1	5.2	4	4.5	4.8	3.7	3.9	3.9	145
150				4.7	5		4.2	4.6	4.8	3.4	3.9	4.2	3.2	3.7	3.8	150
155				4.3	4.5		3.7	4.1	4.2	3	3.4	3.6	2.8	3.2	3.5	155
160				3.8	4.1		3.3	3.6		2.5	2.9	3.1	2.4	2.8	3	160
165				3.4	3.6		2.8	3.1			2.5	2.6		2.3	2.6	165
170				3	3.2		2.5	2.7			2	2.2		1.9	2.1	170
175				2.6	2.8		2.1	2.3								175

TAB 1753092 / 1753099 / 1753106

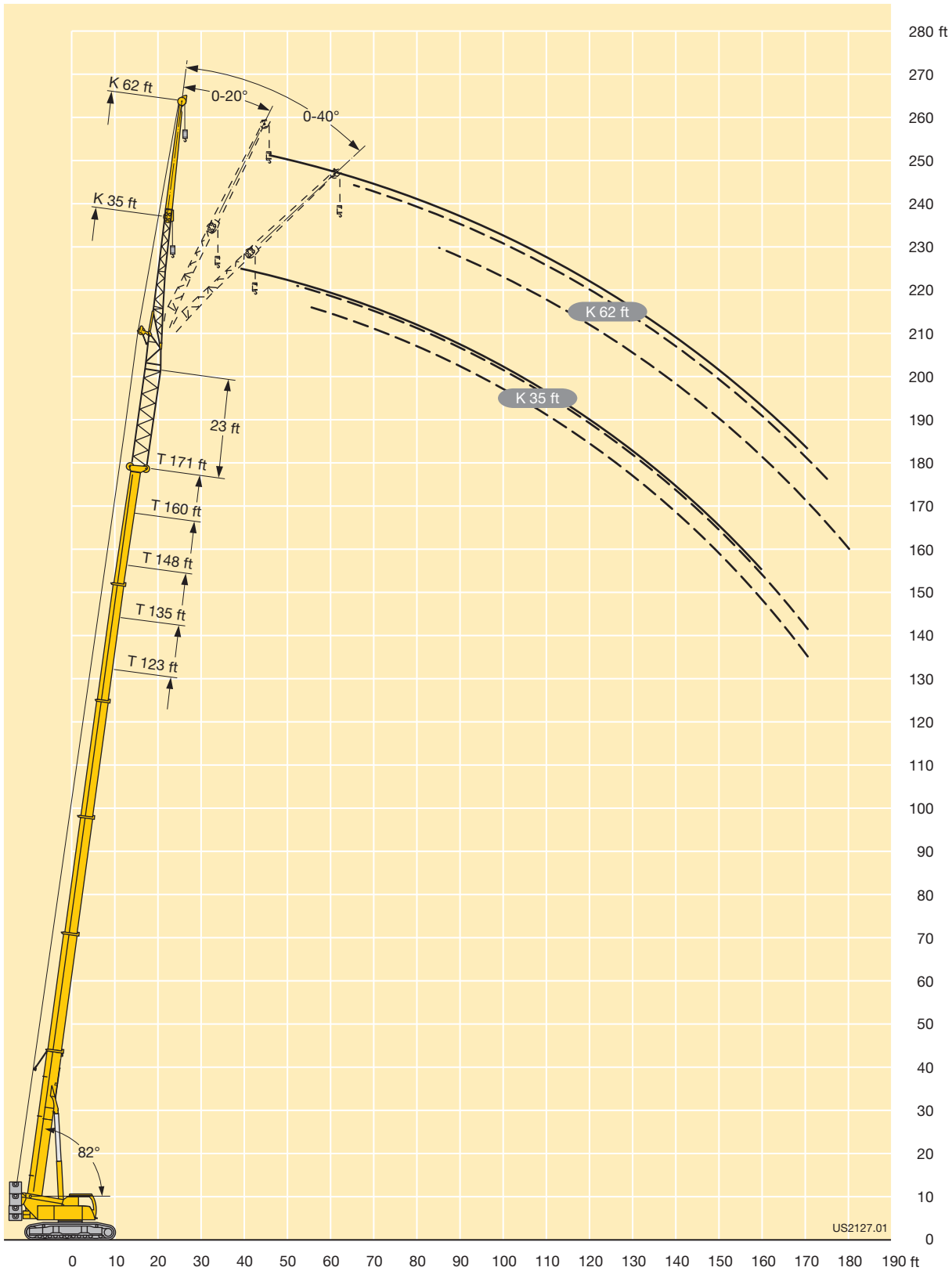
Lifting capacities Forces de levage

TVNZK



ft	38 ft + 23 ft			135 ft + 23 ft			148 ft + 23 ft			160 ft + 23 ft			171 ft + 23 ft			ft
	62 ft			62 ft			62 ft			62 ft			62 ft			
	0°	20°	40°	0°	20°	40°	0°	20°	40°	0°	20°	40°	0°	20°	40°	
22	7.7															22
24	7.6															24
26	7.5															26
28	7.3			8.1												28
30	7.2			8.1												30
32	7			8.1			7.7									32
34	6.8			8.1			7.7									34
36	6.6			8.1			7.7									36
38	6.5			8.1			7.6			7.2						38
40	6.3			8			7.6			7.2						40
45	5.9	5.9		7.8			7.5			7.1			5.9			45
50	5.5	5.6		7.6			7.3			6.9			5.7			50
55	5.2	5.3		7.4	6.6		7.1	6.4		6.7			5.5			55
60	4.9	5	5.2	7.2	6.5		6.9	6.4		6.5			5.3			60
65	4.6	4.7	4.8	6.9	6.3		6.7	6.2		6.4	6		5.2	5		65
70	4.4	4.5	4.6	6.7	6.1	5.5	6.5	6		6.2	5.8		5	4.9		70
75	4.2	4.2	4.3	6.4	5.9	5.5	6.3	5.8	5.4	6	5.6	5.1	4.8	4.7		75
80	4	4	4.1	6.2	5.7	5.4	6	5.6	5.4	5.8	5.5	5.1	4.7	4.6		80
85	3.8	3.8	3.9	6	5.5	5.3	5.9	5.5	5.2	5.7	5.3	5.1	4.5	4.4	4.3	85
90	3.6	3.6	3.7	5.8	5.3	5.1	5.7	5.3	5	5.5	5.2	4.9	4.3	4.3	4.2	90
95	3.4	3.5	3.6	5.6	5.2	5	5.5	5.1	4.9	5.3	5	4.8	4.2	4.1	4.1	95
100	3.2	3.3	3.4	5.4	5	4.8	5.3	5	4.8	5.2	4.9	4.7	4	4	4	100
105	3.1	3.2		5.2	4.8	4.7	5.2	4.8	4.6	5.1	4.7	4.5	3.9	3.8	3.9	105
110	2.9	3		5.1	4.7	4.5	5	4.7	4.5	4.9	4.6	4.4	3.8	3.7	3.7	110
115				4.9	4.6	4.4	4.9	4.6	4.4	4.8	4.5	4.3	3.7	3.6	3.6	115
120				4.7	4.4	4.3	4.7	4.4	4.3	4.7	4.4	4.2	3.5	3.5	3.5	120
125				4.6	4.3	4.2	4.6	4.3	4.2	4.5	4.3	4.1	3.4	3.4	3.4	125
130				4.4	4.2	4.1	4.5	4.2	4.1	4.4	4.2	4.1	3.3	3.3	3.3	130
135				4.3	4.1	4	4.3	4.1	4	4.3	4.1	4	3.2	3.2	3.2	135
140				4.2	4	3.9	4.2	4	3.9	4.2	4	3.9	3.1	3.1	3.1	140
145				4.1	3.9	3.8	4.1	3.9	3.8	4.1	3.9	3.8	3	3	3.1	145
150				4	3.8	3.7	4	3.8	3.8	3.8	3.8	3.7	2.9	2.9	3	150
155				3.9	3.7	3.7	3.9	3.7	3.7	3.4	3.7	3.7	2.8	2.8	2.9	155
160				3.8	3.6	3.6	3.7	3.7	3.6	3	3.6	3.6	2.6	2.7	2.8	160
165				3.7	3.5	3.6	3.4	3.6	3.6	2.6	3.3	3.5	2.3	2.7	2.7	165
170				3.5	3.5	3.5	3	3.5	3.5	2.2	2.9	3.4	1.9	2.6	2.6	170
175				3.1	3.4		2.6	3.1	3.4	1.9	2.5	2.9		2.3	2.6	175
180				2.8	3.2		2.2	2.8	3		2.1	2.5			2.3	180
185				2.5	2.8			2.4								185
190				2.1	2.5			2								190
195				1.9	2.1											195

TAB 1753092 / 1753099 / 1753106



Lifting capacities Forces de levage

TVNZK



ft	38 ft + 46 ft			135 ft + 46 ft			148 ft + 46 ft			160 ft + 46 ft			171 ft + 46 ft			ft
	35 ft			35 ft			35 ft			35 ft			35 ft			
	0°	20°	40°	0°	20°	40°	0°	20°	40°	0°	20°	40°	0°	20°	40°	
16	8.6															16
17	8.5															17
18	8.4															18
20	8.1															20
22	7.9															22
24	7.7															24
26	7.5															26
28	7.3															28
30	7.1	7.2														30
32	6.9	6.9		8.8												32
34	6.7	6.7		8.7												34
36	6.5	6.5		8.6												36
38	6.2	6.3	6.3	8.5			8.1			6.6						38
40	6.1	6.1	6.3	8.4			8			6.6						40
45	5.6	5.7	5.8	8	7.7		7.7			6.6			5.3			45
50	5.2	5.3	5.4	7.7	7.4		7.4	7		6.6	6.6		5.1			50
55	4.9	4.9	5	7.4	7.1	6.6	7.2	6.8	6.4	6.6	6.5		5	5.2		55
60	4.5	4.6	4.6	7.2	6.8	6.5	6.9	6.5	6.3	6.5	6.2		5	5.1		60
65	4.3	4.3	4.3	6.9	6.5	6.3	6.6	6.3	6.1	6.3	6	5.8	5	4.9	4.9	65
70	4	4	4	6.6	6.2	6	6.4	6.1	5.9	6.1	5.8	5.6	4.8	4.7	4.7	70
75	3.8	3.8	3.8	6.3	6	5.8	6.1	5.8	5.6	5.9	5.6	5.5	4.6	4.6	4.5	75
80	3.5	3.6	3.6	6	5.7	5.5	5.9	5.6	5.4	5.7	5.4	5.3	4.4	4.4	4.3	80
85	3.3	3.3	3.4	5.8	5.5	5.3	5.7	5.4	5.2	5.5	5.2	5.1	4.2	4.2	4.2	85
90	3.1	3.1	3.2	5.6	5.3	5.1	5.5	5.2	5	5.3	5	4.9	4.1	4	4	90
95	2.9	3	3	5.3	5.1	4.9	5.3	5	4.9	5.1	4.9	4.7	3.9	3.9	3.9	95
100	2.8	2.8	2.7	5.1	4.9	4.7	5.1	4.8	4.7	4.9	4.7	4.6	3.7	3.7	3.7	100
105				4.9	4.7	4.6	4.9	4.7	4.5	4.8	4.5	4.5	3.6	3.5	3.6	105
110				4.7	4.5	4.4	4.7	4.5	4.4	4.6	4.4	4.3	3.5	3.4	3.4	110
115				4.6	4.4	4.3	4.6	4.4	4.3	4.5	4.3	4.2	3.3	3.3	3.3	115
120				4.4	4.2	4.1	4.4	4.2	4.1	4.4	4.1	4.1	3.2	3.2	3.2	120
125				4.3	4.1	4	4.3	4.1	4	4.2	4	3.9	3.1	3	3.1	125
130				4.1	4	3.9	4.1	4	3.9	4.1	3.9	3.8	3	2.9	2.9	130
135				4	3.8	3.8	4	3.9	3.8	4	3.8	3.7	2.9	2.8	2.8	135
140				3.8	3.7	3.6	3.9	3.8	3.7	3.8	3.7	3.6	2.8	2.7	2.7	140
145				3.7	3.6	3.5	3.8	3.6	3.6	3.5	3.6	3.5	2.7	2.6	2.6	145
150				3.6	3.5	3.5	3.7	3.5	3.5	3	3.4	3.5	2.6	2.5	2.5	150
155				3.5	3.4	3.4	3.4	3.4	3.4	2.6	3	3.2	2.2	2.4	2.4	155
160				3.4	3.3		3	3.3	3.3	2.1	2.6	2.9		2.2	2.3	160
165				3.1	3.2		2.6	3			2.2	2.4				165
170				2.7	3		2.2	2.5			1.8	2				170
175				2.4	2.6			2.1								175
180				2	2.2											180

TAB 1753113 / 1753120 / 1753127

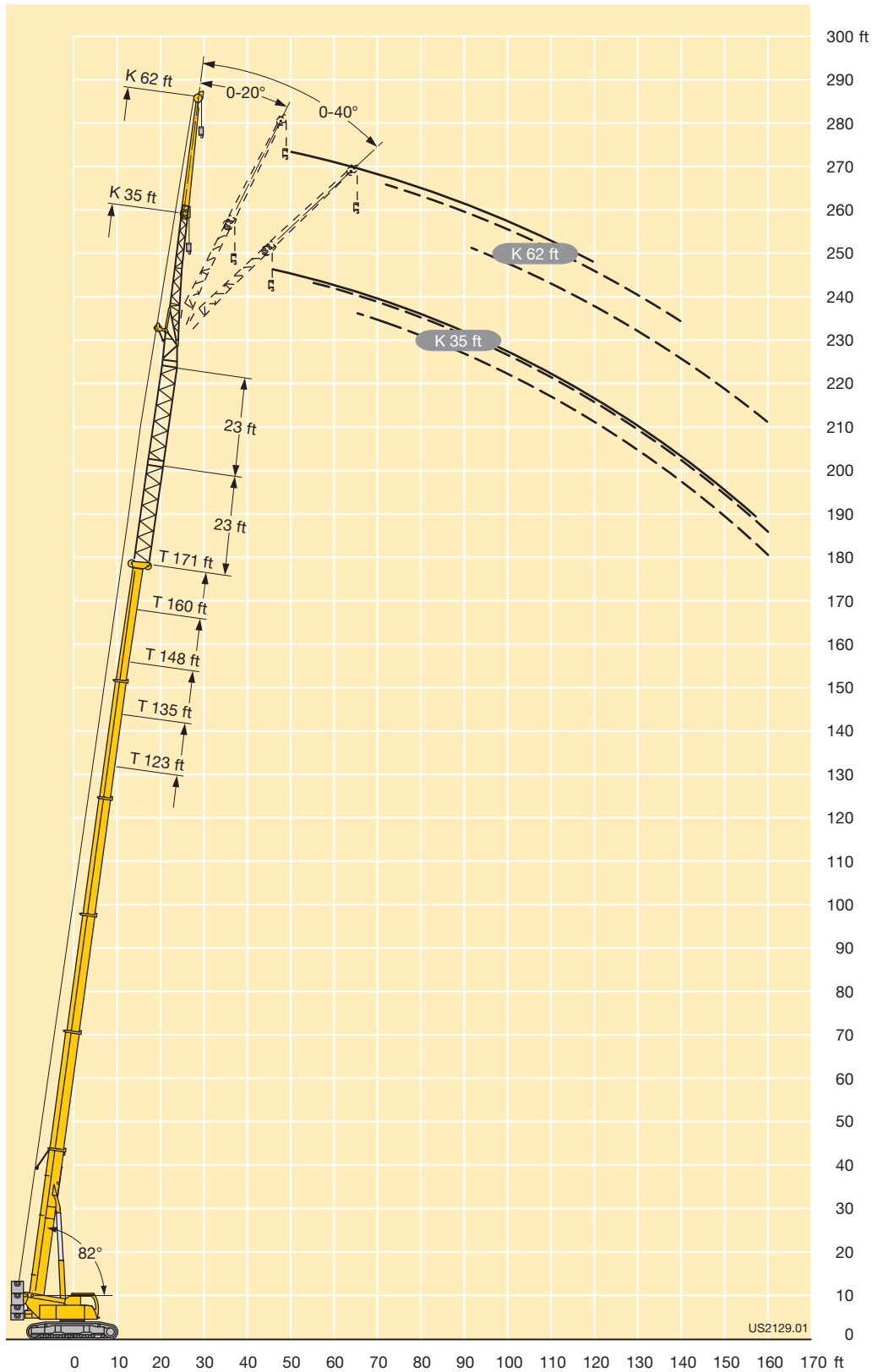
Lifting capacities Forces de levage

TVNZK



ft	38 ft + 46 ft			135 ft + 46 ft			148 ft + 46 ft			160 ft + 46 ft			171 ft + 46 ft			ft
	62 ft			62 ft			62 ft			62 ft			62 ft			
	0°	20°	40°	0°	20°	40°	0°	20°	40°	0°	20°	40°	0°	20°	40°	
22	5.9															22
24	5.9															24
26	5.7															26
28	5.6															28
30	5.5															30
32	5.3															32
34	5.2															34
36	5.1															36
38	5			6.1			5.8									38
40	4.9			6.1			5.7									40
45	4.5	4.8		5.9			5.6			4.4						45
50	4.3	4.5		5.7			5.4			4.4			3.5			50
55	4	4.2		5.5			5.2			4.3			3.4			55
60	3.7	3.9	4.2	5.3			5.1			4.1			3.3			60
65	3.5	3.7	3.9	5.1	4.9		4.9	4.8		4.1			3.3			65
70	3.3	3.5	3.7	5	4.8		4.8	4.6		4.1	4.1		3.3	3.5		70
75	3.1	3.2	3.4	4.8	4.6	4.4	4.6	4.5		4.1	4.1		3.3	3.4		75
80	2.9	3	3.2	4.6	4.4	4.3	4.4	4.3		4.1	4.1		3.3	3.3		80
85	2.7	2.9	3	4.4	4.2	4.2	4.3	4.1	4.1	4.1	3.9		3.2	3.1		85
90	2.6	2.7	2.8	4.2	4.1	4	4.1	4	3.9	3.9	3.8	3.7	3	3	3	90
95	2.4	2.5	2.7	4.1	3.9	3.8	4	3.8	3.8	3.8	3.7	3.6	2.9	2.9	3	95
100	2.3	2.4	2.5	3.9	3.8	3.7	3.8	3.7	3.6	3.7	3.6	3.5	2.8	2.8	2.8	100
105	2.1	2.3	2.3	3.8	3.6	3.6	3.7	3.6	3.5	3.5	3.4	3.4	2.6	2.7	2.7	105
110	2	2.1	2.2	3.6	3.5	3.4	3.6	3.4	3.4	3.4	3.3	3.3	2.5	2.6	2.7	110
115	1.9		2.1	3.5	3.4	3.3	3.4	3.3	3.3	3.3	3.2	3.2	2.4	2.5	2.6	115
120	1.8		1.9	3.4	3.2	3.2	3.3	3.2	3.2	3.2	3.1	3.1	2.3	2.4	2.5	120
125	1.8			3.2	3.1	3.1	3.2	3.1	3.1	3.1	3	3		2.3	2.4	125
130	1.8			3.1	3	3	3.1	3	3	3	2.9	2.9		2.2	2.3	130
135				3	2.9	2.9	3	2.9	2.9	2.9	2.8	2.8		2.1	2.2	135
140				2.9	2.8	2.8	2.9	2.8	2.8	2.8	2.7	2.7		2.1	2.2	140
145				2.8	2.7	2.7	2.8	2.7	2.7	2.7	2.7	2.7			2.1	145
150				2.7	2.6	2.6	2.7	2.6	2.6	2.7	2.6	2.6			2	150
155				2.6	2.5	2.5	2.6	2.5	2.5	2.6	2.5	2.5			1.9	155
160				2.5	2.4	2.4	2.5	2.5	2.5	2.4	2.4	2.4			1.8	160
165				2.4	2.4	2.4	2.5	2.4	2.4		2.4	2.4				165
170				2.3	2.3	2.3	2.4	2.3	2.3		2.3	2.3				170
175				2.2	2.2	2.2	2.2	2.2	2.3		2	2.2				175
180				2.2	2.1	2.2		2.2	2.2			2.1				180
185				2	2.1			2.1	2.1							185
190				1.8	2			1.8	2.1							190
195					1.9											195

TAB 1753113 / 1753120 / 1753127



US2129.01

Lifting capacities Forces de levage








TK

ft	38 - 171 ft		10 ft		360°		70540 lbs		33100 lbs		75%		ft
	38 ft	50 ft	62 ft	74 ft	87 ft	99 ft	111 ft	123 ft	135 ft	148 ft	160 ft	171 ft	
11		76.5	76.5										11
12		76.5	76.5										12
13	76.5	76.5	76.5	76.5									13
14	76.5	76.5	76.5	76.5	76.5								14
15	76.5	76.5	76.5	76.5	76.5	76.5							15
16	76.5	76.5	76.5	76.5	76.5	76.5	72						16
17	76	76.5	76.5	76.5	76.5	76.5	71.5						17
18	76	76.5	76.5	76.5	76.5	76.5	70	54.6					18
20	75	76.5	76.5	76.5	76.5	76	67.5	54.4					20
22	72.5	76.5	76.5	76.5	76.5	74	65	53.2	47.2				22
24	70.5	75.5	76.5	76	71.5	62.5	52	46.6	46.6				24
26	68.5	74.5	76.5	76	68.5	59.7	50.8	45.4	37.8				26
28	67	73	74.5	72.5	65.5	57.2	49.5	44.2	37.1	30.6			28
30	65.5	70.5	72	68.5	62.5	54.7	48.2	42.9	36.4	30.5			30
32	65	66.5	67	64	59.7	52.4	46.6	41.3	35.7	30.1	24		32
34		62.5	62	59.8	56.9	50.4	45	39.8	34.8	29.6	23.8		34
36		57.7	57.4	55.8	53.9	48.4	43.4	38.4	33.7	29.1	23.4		36
38		53	52.8	51.8	50.9	46.5	41.8	37	32.6	28.7	23	18.2	38
40		48.9	48.6	48	48	44.5	40.4	35.7	31.5	28.2	22.6	18.1	40
45		41.7	40.9	40.3	40.8	39.7	37	32.7	29.1	26.7	21.6	17.3	45
50			35	34.4	35.8	35.3	34.1	30.2	26.9	25.1	20.7	16.5	50
55			30.2	30.4	31.6	31.1	30.7	27.9	24.9	23.5	19.8	15.7	55
60				27.7	27.9	27.3	26.9	25.8	23.1	22	19.1	15	60
65				25.1	24.7	24.1	23.7	23.7	21.6	20.4	18.3	14.3	65
70				22.5	22.1	21.7	21.7	21.2	20	19	17.4	13.8	70
75					19.8	20	19.7	18.9	18.6	17.7	16.4	13.2	75
80					17.9	18.5	17.7	17	17.3	16.5	15.4	12.7	80
85					16.3	16.8	16	15.5	15.7	15.1	14.5	12.2	85
90						15.3	14.9	14.7	14.3	14.2	13.4	11.7	90
95						14	13.7	13.6	13.3	13.1	12.2	11.1	95
100							12.6	12.4	12.3	11.9	11.1	10.5	100
105								11.4	11.3	10.8	10.1	9.9	105
110								10.8	10.3	9.9	9.1	9	110
115								10	9.4	8.9	8.2	8.2	115
120									8.5	8.1	7.3	7.3	120
125									7.8	7.3	6.6	6.6	125
130									7.1	6.6	5.8	5.8	130
135										6	5.2	5.2	135
140										5.4	4.6	4.6	140
145											4	4	145
150											3.5	3.5	150
155											3.1	3.1	155
160												2.6	160

TAB 1753134

Lifting capacities Forces de levage








TK

	 38 - 171 ft	 16.6 ft	 10 ft	 360°	 57320 lbs	 33100 lbs	 75%						
	38 ft	50 ft	62 ft	74 ft	87 ft	99 ft	111 ft	123 ft	135 ft	148 ft	160 ft	171 ft	
9	76.5												9
10	76.5												10
11	76.5	76.5	76.5										11
12	76.5	76.5	76.5										12
13	76.5	76.5	76.5	76.5									13
14	76.5	76.5	76.5	76.5	76.5								14
15	76.5	76.5	76.5	76.5	76.5								15
16	76.5	76.5	76.5	76.5	76.5	72							16
17	76	76.5	76.5	76.5	76.5	71.5							17
18	76	76.5	76.5	76.5	76.5	70	54.6						18
20	75	76.5	76.5	76.5	76	67.5	54.4						20
22	72.5	76.5	76.5	76.5	74	65	53.2	47.2					22
24	70.5	75.5	76.5	75	71.5	62.5	52	46.6					24
26	68.5	74.5	76.5	72	68.5	59.7	50.8	45.4	37.8				26
28	67	71	71	67	64	57.2	49.5	44.2	37.1	30.6			28
30	64.5	66.5	65.5	61.5	59.7	54.5	48.2	42.9	36.4	30.5			30
32	59.6	60.5	59.8	57.1	55.4	51.6	46.6	41.3	35.7	30.1	24		32
34		55.5	55.1	53.1	51.7	48.9	44.9	39.8	34.8	29.6	23.8		34
36		51.4	50.9	49.4	48.5	46.6	43.1	38.4	33.7	29.1	23.4		36
38		47.4	46.7	45.8	45.2	44.2	41.4	37	32.6	28.7	23	18.2	38
40		43.7	42.9	42.4	42.3	41.9	39.6	35.6	31.5	28.2	22.6	18.1	40
45		36.8	35.9	35.4	37.3	36.2	34.8	32.4	29.1	26.7	21.6	17.3	45
50			30.6	31.7	32.3	31.5	30.5	29.3	26.9	25.1	20.7	16.5	50
55			27	28.4	27.9	27.3	27	26.2	24.6	23.5	19.8	15.7	55
60				24.8	24.4	23.9	24.2	23.2	22.3	21.7	19.1	15	60
65				21.9	21.6	22.1	21.4	20.6	20.6	19.3	18.3	14.3	65
70				19.6	19.3	19.8	19.4	18.9	18.6	18	17.1	13.8	70
75					17.2	17.7	17.5	17.2	16.9	16.6	15.6	13.2	75
80					15.4	15.9	15.7	15.6	15.5	15.1	14	12.7	80
85					13.9	14.4	14.5	14.1	14.1	13.4	12.5	12.2	85
90						13	13.3	13.2	12.7	12.1	11.2	11.1	90
95						12.2	12.1	12.1	11.4	10.9	10.1	9.9	95
100							11	10.9	10.3	9.8	9	8.9	100
105								9.9	9.3	8.8	8.1	8	105
110								9	8.4	7.9	7.2	7.1	110
115								8.1	7.5	7.1	6.3	6.3	115
120									6.8	6.3	5.6	5.6	120
125									6.1	5.6	4.9	4.9	125
130									5.4	5	4.2	4.2	130
135										4.4	3.7	3.6	135
140										3.9	3.1	3.1	140
145											2.6	2.6	145
150											2.2	2.1	150

TAB 1753135

Lifting capacities Forces de levage

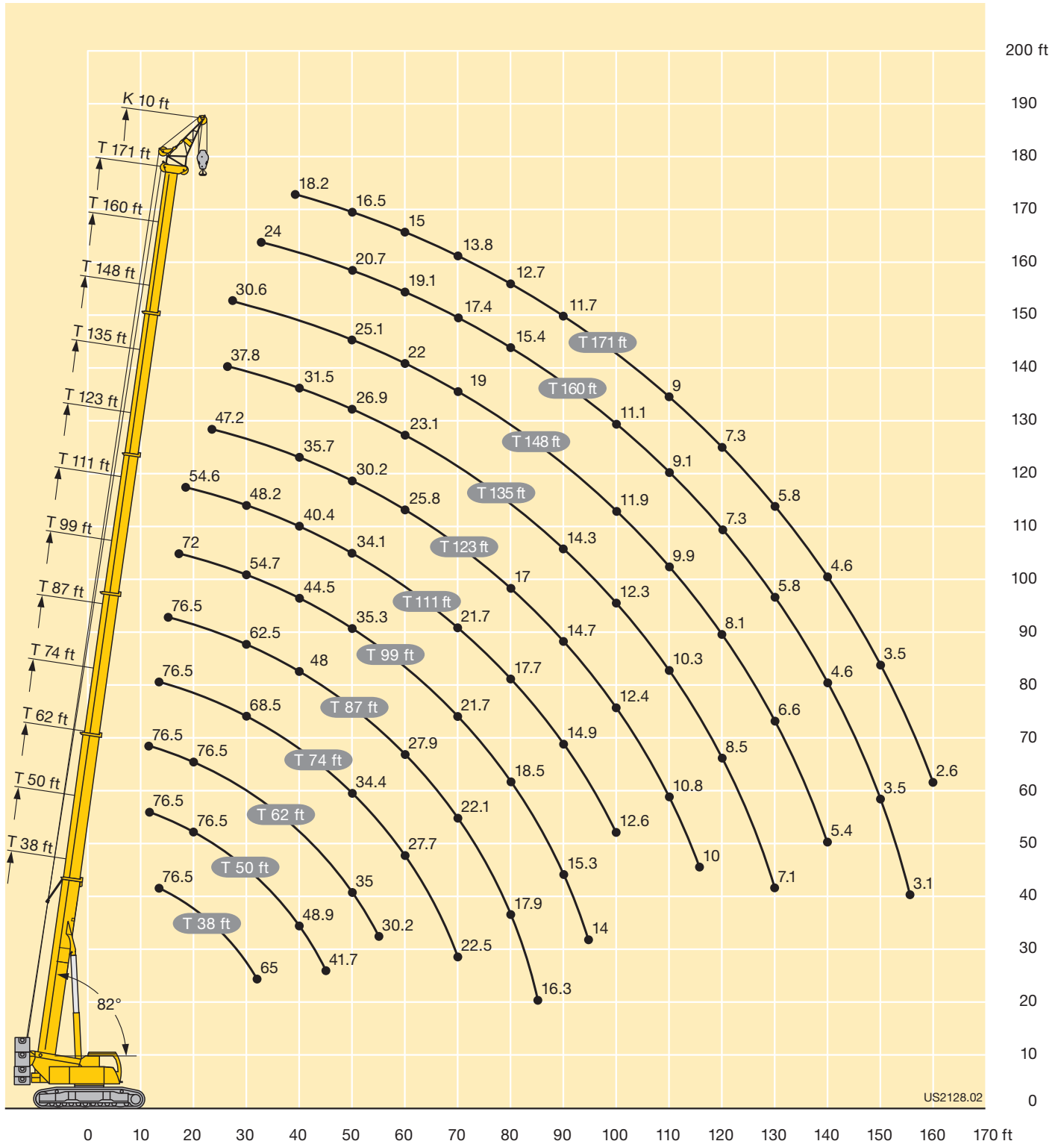
TK

	 38 - 171 ft	 16.6 ft	 10 ft	 360°	 44100 lbs	 33100 lbs	 75%						
	38 ft	50 ft	62 ft	74 ft	87 ft	99 ft	111 ft	123 ft	135 ft	148 ft	160 ft	171 ft	
9	76.5												9
10	76.5												10
11	76.5	76.5	76.5										11
12	76.5	76.5	76.5										12
13	76.5	76.5	76.5	76.5									13
14	76.5	76.5	76.5	76.5	76.5								14
15	76.5	76.5	76.5	76.5	76.5								15
16	76.5	76.5	76.5	76.5	76.5	72							16
17	76	76.5	76.5	76.5	76.5	71.5							17
18	76	76.5	76.5	76.5	76.5	70	54.6						18
20	75	76.5	76.5	76	75.5	67.5	54.4						20
22	72.5	76.5	76.5	74	72.5	65	53.2	47.2					22
24	70.5	74.5	73.5	70	67.5	61.5	52	46.6					24
26	68.5	72	68	63.5	61.5	57.2	50.8	45.4	37.8				26
28	63.5	65	62.5	58.5	56.4	52.7	49.5	44.2	37.1	30.6			28
30	58	58.2	56.9	53.6	51.9	49.2	47.7	42.9	36.4	30.5			30
32	52.6	52.8	52.2	49.5	48	46.8	44.7	41.3	35.7	30.1	24		32
34		48.3	48.1	46	44.7	44.2	42.4	39.3	34.8	29.6	23.8		34
36		44.7	44.3	42.8	42.3	41.4	39.7	36.9	33.7	29.1	23.4		36
38		41.2	40.5	39.6	40.5	38.6	37.1	34.9	32.6	28.7	23	18.2	38
40		38.1	37.2	37.5	38.4	36.3	34.6	33.6	31.3	28.2	22.6	18.1	40
45		31.8	31	32.9	32.6	31.3	30.3	29	27.1	26.5	21.6	17.3	45
50			27.8	28.4	27.9	27.1	26.6	25.4	24.5	23.5	20.7	16.5	50
55			24.5	24.5	24.2	24.2	23.7	23.2	22	20.6	19.6	15.7	55
60				21.3	21	21.6	21.3	20.5	19.4	19.5	18.1	15	60
65				18.8	18.4	19	18.7	18.4	18	17.3	16	14.3	65
70				17.2	16.3	16.8	16.8	16.8	16.4	15.5	14.2	13.5	70
75					14.4	15	15.3	15.3	14.6	13.8	12.6	12.3	75
80					12.8	13.9	13.8	13.6	12.8	12.2	11.2	10.9	80
85					11.8	12.7	12.5	12.2	11.5	10.9	9.9	9.6	85
90						11.5	11.2	10.9	10.3	9.7	8.8	8.6	90
95						10.3	10	9.8	9.2	8.7	7.8	7.6	95
100							9	8.8	8.2	7.7	6.9	6.7	100
105								7.8	7.3	6.8	6	5.8	105
110								7	6.4	6	5.2	5.1	110
115								6.3	5.7	5.2	4.5	4.4	115
120									5	4.5	3.8	3.8	120
125									4.4	3.9	3.2	3.2	125
130									3.8	3.3	2.6	2.6	130
135										2.8			135
140										2.3			140

TAB 1753137

Lifting heights Hauteurs de levage

TK



US2128.02

Technical description

Description techniques

Crawler travel gear

Frame	Low torsion box construction, consisting of crawler center section and two crawler carriers. The crawler carriers can be removed from the telescoping beams. Hydraulic track width adjustment.
Tracks	Maintenance free crawler tracks with 2'11" wide triple grouser track pads.
Travel drive	Per crawler carrier, a hydraulic travel drive consisting of an axial piston motor, planetary gear with spring-loaded hydraulically-releasable travel brake. The crawler chains can be controlled synchronously as well as independently and counter-rotating. Travel speed: 0 – 1.7 mph.
Central ballast	33080 lbs, placement blocks at 16540 lbs each, mounting on crawler center section.

Crane superstructure

Frame	Self-manufactured, cathaporetic dip-primed weight-optimized and torsion resistant welded design of high-tensile structural steel; linked by a triple-row roller slewing ring to the crawler carrier for continuous rotation.
Crane engine	4-cylinder diesel, made by Liebherr, type D934S A6, watercooled, output of 129 kW (175 h.p.) at 1800 rpm acc. to EPA / CARB and to directive 97/68/EC, stage 3, max. torque 600 lbs-ft at 1100 rpm – 1500 rpm, fuel reservoir: 192 gallons.
Crane drive	Diesel-hydraulic, with 2 axial piston variable displacement pumps, with servo-control and capacity control, 1 double gear pump, open controlled oil circuits. Compact hydraulic drive flanged to the Diesel engine. Drive assembly completely enclosed for noise abatement.
Control	Electric "Load Sensing" control, simultaneous operation of 4 working motions, 2 self-centering hand control levers (joy-stick type). The crawler travel gear is operated via the 2 two-way controllable foot pedals. The crawler travel gear and the crane superstructure can be driven simultaneously.
Hoist gear	Axial piston fixed displacement motor, Liebherr hoist drum with integrated planetary gear and spring-loaded static brake.
Luffing gear	1 differential ram with safety check valves.
Slewing gear	Axial piston fixed displacement motor, planetary gear, spring-loaded static brake, slewing gear invertible.
Crane cab	All-steel construction, entirely galvanized, powder coated, with safety glazing, operating and control instruments, comfortably equipped, cab tiltable backwards.
Safety devices	LICCON safe load indicator, test system hoist limit switch, safety valves to prevent pipe and hose ruptures.

Telescopic boom	Buckling and torsion resistant design of high-tensile structural steel, oviform boom profile, 1 base section and 5 telescopic sections. All telescopic sections hydraulically extendable independent of one another. Rapid-cycle telescoping system "Telematik". 5 steel cable pulleys. Boom length: 38 ft – 171 ft.
Counterweight	57320 lbs
Electrical system	Modern data bus technique, 24 Volt DC, 2 batteries of 170 Ah each.
Lateral inclination	0.3°, 1.5°, 2.5° and 4° lateral inclination on tables for the telescopic boom and 9'6" folding jib.

Additional equipment

Swing-away jib	35 ft – 62 ft long, mountable to the telescopic boom at 0°, 20° or 40°. Hydraulic ram for operating the swing-away jib from 0° – 40° (option).
Erection jib	9'6" with steel cable pulleys.
2nd hoist gear	For two-hook operation or for operation with swing-away jib if the hoist rope shall remain reeved.
Additional counterweight	13220 lbs for a total counterweight of 70540 lbs.
Jack-up cylinder incl. folding brackets	For crawler removal, flatbed trailer transit height 3'7", flatbed trailer transit width 9'10".
Track pads	2'11" flat track pads.

Other items of equipment available on request.

Technical description Description techniques

Train de chenilles

Châssis	Construction en caisson indéformable haute résistance, constitué de la partie centrale du train de roulement et de deux longerons. Les longerons peuvent être démontés des poutres télescopiques. Réglage hydraulique de la voie.
Train de roulement	Train de roulement sans entretien, muni de tuiles à 3 nervures, de 2'11" de large.
Transmission	Une transmission hydraulique par longeron, comprenant un moteur à cylindrée variable et pistons axiaux, un réducteur planétaire avec frein à ressort et à déblocage hydraulique. Les chaînes sont synchrones, indépendantes et une commande inversée est possible. Vitesse de translation: 0 – 1.7 mph.
Contrepoids central	33080 lbs, blocs de suspension de 16540 lbs chacun, fixation sur la partie centrale du train de roulement.

Partie tournante

Cadre	Construction soudée résistante à la torsion et optimisée en poids réalisée par Liebherr en acier de construction à grain fin très rigide. Couronne d'orientation à rouleaux à 3 rangées permettant une rotation illimitée sert de pièce de liaison avec le châssis de train de chenilles.
Moteur	4 cylindres Diesel, fabrication Liebherr, type D934S A6, à refroidissement par eau, puissance: 129 KW (175 ch) à 1800 rpm selon EPA/CARB et selon directive 97/68 CE, niveau 3, couple maxi: 600 lbs-ft à 1100 rpm – 1500 rpm, capacité du réservoir de carburant: 192 gallons.
Entraînement de la grue	Diesel hydraulique avec 2 pompes à débit variable à pistons axiaux, servocommande et régulation de la puissance, 1 double pompe à engrenages, circuits hydrauliques ouverts et réglés. Entraînement hydraulique compact, accouplé directement au moteur Diesel, mécanisme d'entraînement total fermé pour une bonne insonorisation.
Direction	Direction électrique «Load Sensing», 4 mouvements de travail dirigeable simultanément, deux leviers de commande à 4 positions et à autocentrage. Le train de chenilles est actionné par 2 pédales à double commande. Le train de chenilles et la partie tournante de la grue peuvent être déplacés simultanément.
Mécanisme de levage	Moteur à cylindrée constante et à pistons axiaux. Treuil de marque Liebherr équipé d'un engrenage planétaire et d'un frein d'arrêt commandé par ressort.
Mécanisme de relevage	1 vérin différentiel avec soupapes de retenu.
Dispositif de rotation	Moteur à cylindrée constante à pistons axiaux, engrenage planétaire, frein d'arrêt commandé par ressort, mécanisme d'orientation commutable.

Cabine du grutier	Construction en tôle d'acier entièrement zinguée avec peinture par poudrage et cuisson au four, avec glaces de sécurité, appareils de commande et de contrôle, équipement confortable, cabine inclinable vers l'arrière.
Dispositif de sécurité	Contrôleur de charge «LICCON», système test limitation de la course pour le levage, soupape de sûreté contre la rupture de tubes et de tuyaux.
Flèche télescopique	Flèche télescopique en acier à haute résistance à grains fins, à profil ovale, 1 élément de base et 5 éléments télescopiques. Tous les éléments télescopiques indépendamment les uns des autres. Système de télescopage séquentiel rapide «Telematik». 5 poulies de câble en acier. Longueur de flèche: 38 ft – 171 ft.
Contrepoids	57320 lbs
Installation électrique	Technique moderne de transmission de données par BUS de données. Courant continu 24 Volts, 2 batteries de 170 Ah chacune.
Inclinaison latérale	Inclinaison latérale de 0,3°, 1,5°, 2,5° et 4° avec les tableaux correspondants à la flèche télescopique et à la fléchette pliante de 9'6".

Équipement supplémentaire

Fléchette pliante	Longueur: 35 ft – 62 ft, montable sous un angle de 0°, 20° ou 40°. Vérin hydraulique pour le relevage de la fléchette pliante de 0° à 40° (en option).
Fléchette de montage	9'6" avec poulies de câble en acier.
2ème mécanisme de levage	Pour l'utilisation du deuxième crochet, ou bien pour une utilisation avec fléchette pliante lorsque le câble de levage principal rest mouflé.
Contrepoids supplémentaire	13220 lbs pour un contrepoids total de 70540 lbs.
Vérin Jack-up, consoles rabattables incl.	Pour le démontage des chenilles, hauteur de passage des remorques surbaissées 3'7", largeur de passage des remorques surbaissées 9'10".
Tuiles	Tuiles plates de 2'11".

Autres équipements supplémentaires sur demande.

Remarks referring to load charts

1. The lifting capacities do not exceed 75 % of the tipping load according to ASME B 30.5.
The crane's structural steelwork is in accordance with EN 13000 and ASME B 30.5.
2. For the calculation of the load charts at least a wind speed of 30 ft/s (9 m/s, 20.1 mph) and regarding the load a sail area of 1 m² per ton load and a wind resistance coefficient of 1.2 on the load have been taken into account. For lifting of loads with large sail areas and/or high wind resistance coefficients the maximum wind speed as stated in the load charts has to be reduced.
3. Lifting capacities are given in kips.
4. The weight of the hook blocks and hooks is part of the load and therefore it must be deducted from the lifting capacities.
5. Working radii are measured from the slewing centre.
6. The lifting capacities given for the telescopic boom apply if the folding jib is removed.
7. Lifting capacities above 183000 lbs only with additional pulley block.
8. Lateral inclination $\pm 0.3^\circ$.
9. The data of this brochure serves only for general information. All information is provided without warranty. Instructions for the correct commissioning of the crane please take from the operation manual and the load chart book.

Remarques relatives aux tableaux des charges

1. La capacité de charge ne doit pas dépasser 75 % de la charge de basculement conformément à ASME B 30.5.
La structure métallique de la grue est conforme à EN 13000 et ASME B 30.5.
2. Une vitesse de vent de 30 ft/s (9 m/s, 20.1 mph) minimum, une surface de prise au vent de 1 m² par tonne ainsi qu'un coefficient de résistance au vent de la charge 1,2 sont pris en compte pour le calcul des tableaux de charge. Lorsque des charges ayant une surface de prise au vent et/ou un coefficient de résistance au vent plus élevé(e)(s) sont levées, la vitesse de vent maximale indiquée dans les tableaux de charge doit être réduite.
3. Les charges sont indiquées en kips.
4. Le poids du crochet de levage resp. de la moufle à crochet est une partie de la charge et doit donc être déduit de la capacité de charge.
5. Les portées sont calculées à partir de l'axe de rotation.
6. Les charges indiquées pour la flèche télescopique sont valables lorsque la fléchette pliante est démontée.
7. Forces de levage plus de 183000 lbs seulement avec moufle additionnel.
8. Inclinaison latérale $\pm 0,3^\circ$.
9. Les données de cette brochure sont données à titre informatif. Ces renseignements sont sans garantie. Les consignes relatives à la bonne mise en service de la grue sont disponibles dans le manuel d'utilisation et le manuel de tableaux de charge.