

MHT & MHT-X 12330

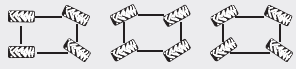
TECHNICAL DATA SHEET



 **MANITOU**

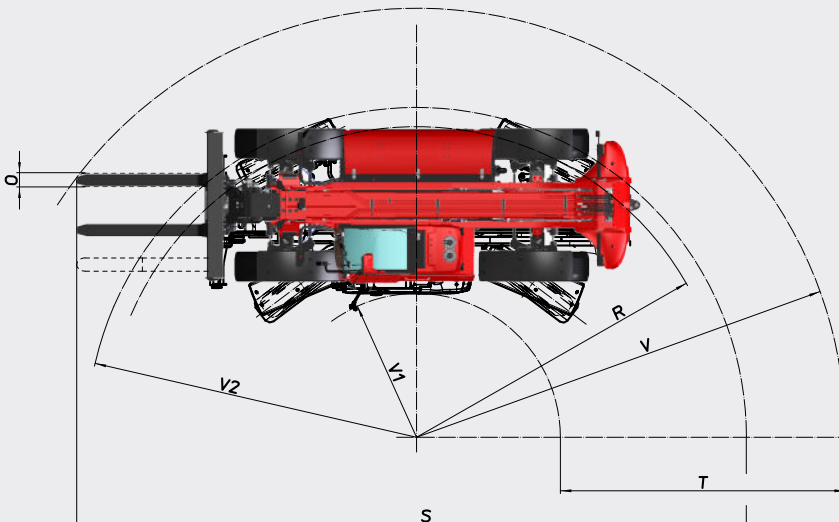
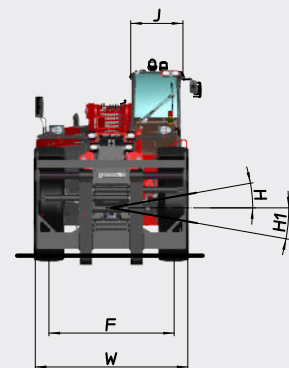
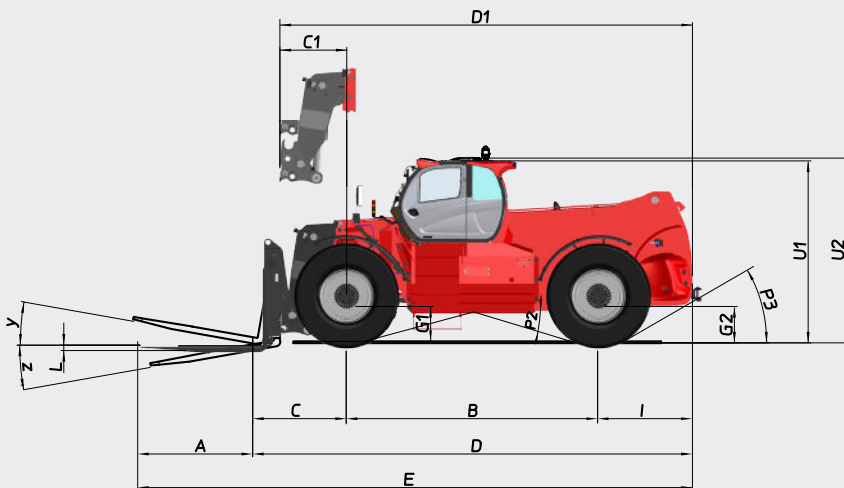
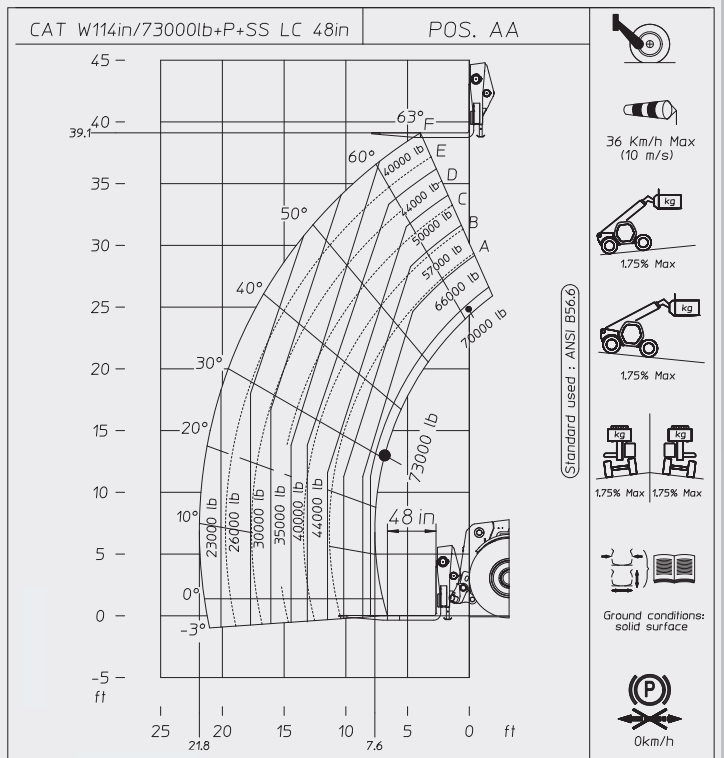
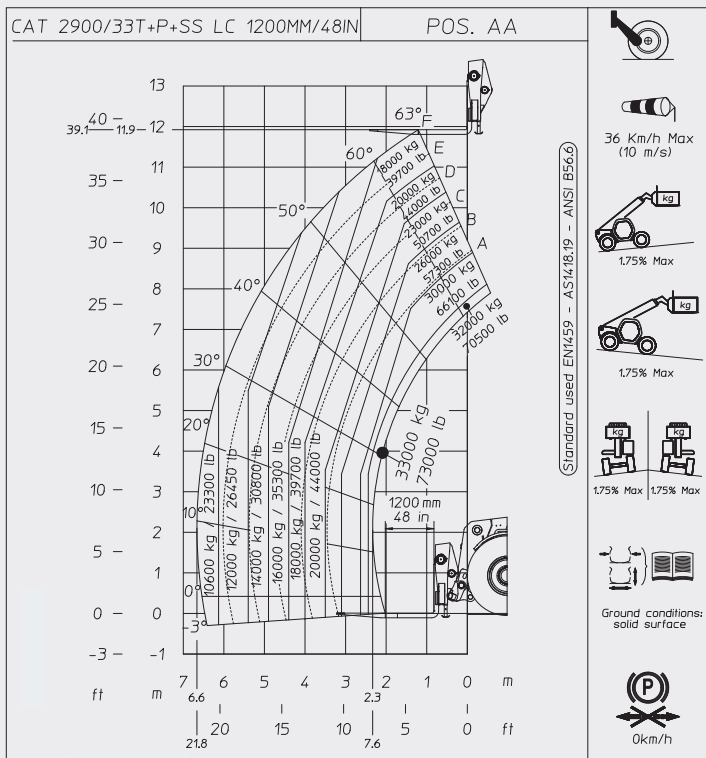
www.manitou.com

MHT & MHT-X 12330

	MHT 12330	MHT-X 12330
Lifting		
Max. capacity at 1200 LC	72,752 lbs. (33 000 kg)	
Max. lifting height	39 ft (11.9 m)	
Max. outreach	21 ft 7.8 in (6.6 m)	
Tires	21.00/R35	
Frame Leveling	+/- 8°	
Stabilizers	Simultaneously or individually controlled Electro proportional valves for leveling function	
Braking		
Service brake	Oil-bath multiple-disc brakes hydraulically assisted on both axles and exhaust brake system	
Parking brake	Automatic Negative Parking brake	
Engine		
Type	TCD 6.1 L6 (Stage V / Tier IV final)	TCD 6.1 L6 (Stage IIIa / Tier III)
Displacement	6 cylinders 1.6 gal (6.1 liters)	
Power	245 HP / 180 kW	
Max. torque	737.5 lbf-ft (1000 Nm) @ 1450 rpm	737.5 lbf-ft (1000 Nm) @ 1450 rpm
Batteries	24V - 2 x 12 V 120 Ah - 850 A	
Laden drawbar pull	28 400 daN	
Gradability	~ 36%	
Transmission		
	Hydrostatic with powershift 3/3-HSE 2+3 Automatic 4 wheel drive management	
Reversing shift	electromagnetic	
Number of gears (forward/reverse)	Automatic 3/3	
Max. travel speed (may vary according to applicable regulations)	15.5 mph (25 kmh)	
		
Controls		
	JSM® Joystick multi - function	
Hydraulics		
Load sensing Pump	81.9 gal/min (310 l/min) - 5,076 psi (350 bar)	
Capacities		
Hydraulic oil	105.5 gal (570 l)	
Fuel	158.5 gal (600 l)	
DEF	8.4 gal (32 l)	-
Unladen weight (with forks)	108,026 lbs. (49 000 kg)	
Dimensions		
Overall width	29 ft 5.5 in (8.98 m)	
Overall height	11 ft 9.3 in (3.59 m)	
Overall length to carriage	35 ft 4 in (10.77 m)	
Ground clearance	23.2 in (0.59 m)	
Inside tire width	5 ft 10.4 in (1.79 m)	
Turning radius at tires	23 ft 1.9 in (7.06 m)	
Standard forks (length x width x thickness)	7 ft 10.5 in x 9.8 in x 4.3 in (2400 x 250 x 110 mm)	
Safety		
	Load monitoring system - (crane norms) Attachment recognition system (E-Reco) Hydraulic locking attachment system	
Noise and vibration		
Noise at driving position (LpA)	80 dB	
Environmental noise (LwA)	107 dB	

MHT & MHT-X 12330

Rough terrain load chart

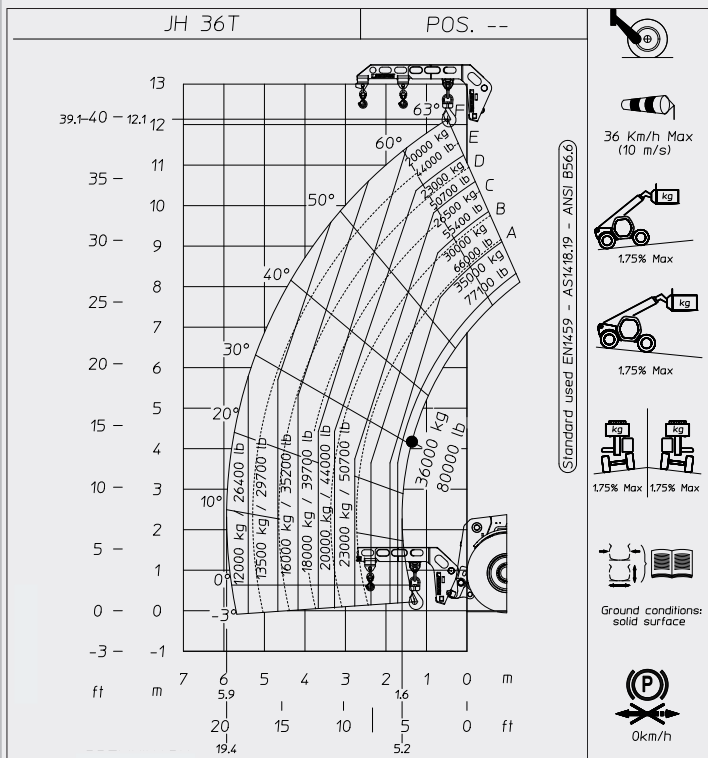
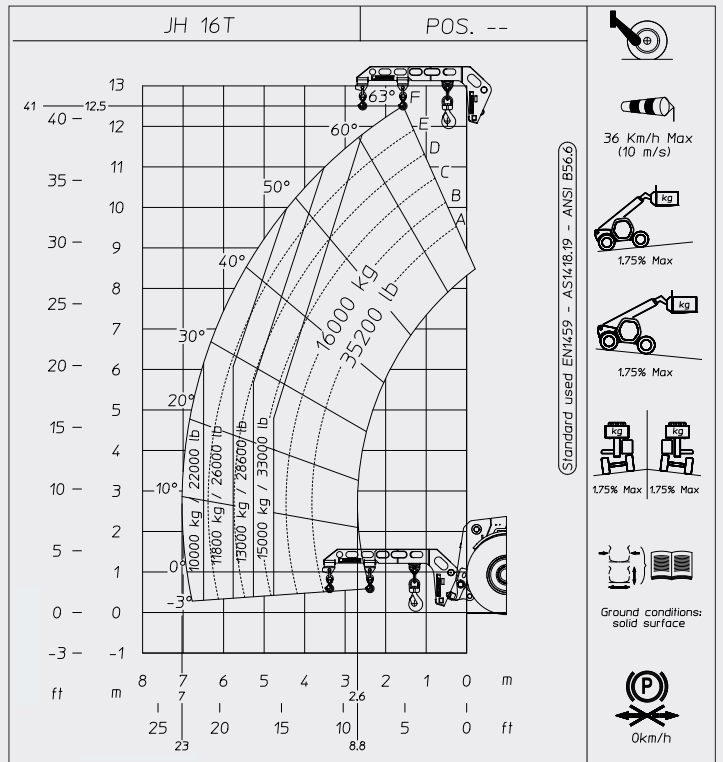
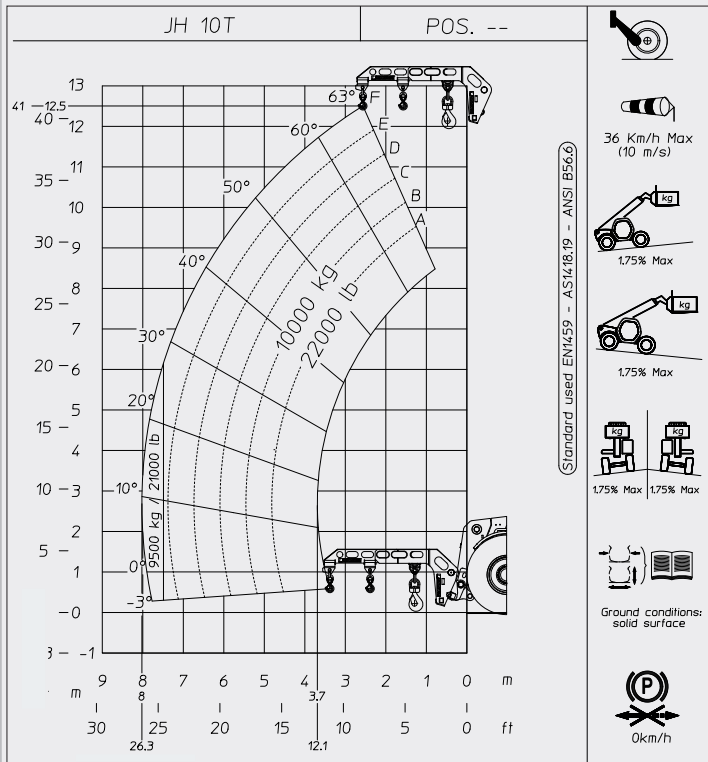


mm	MHT/MHT-X 12330
A	7'10.4" (2400)
B	16' 0.9" (4900)
C	5' 4.4" (1638)
C1	4' 9.8" (1468)
D	27' 5.6" (8372)
D1	26' 10.9" (8202)
E	35' 4.0" (10772)
F	7' 9.9" (2386)
G1	23.1" (588)
G2	28.3" (720)
H	8°
H1	8°
I	6' 0" (1833)
J	3' 2.2" (972)
L	4.3" (110)

mm	MHT/MHT-X 12330
O	20.4" (250)
P2	16°
P3	30°
R	23' 1.8" (7056)
S	45' 7.5" (13908)
T	17' 9.9" (5435)
U1	11' 7.9" (3555)
U2	11' 9.6" (3599)
V	30' 7.5" (9335)
V1	12' 9.5" (3900)
V2	24' 4.1" (7420)
W	9' 9.5" (2985)
Y	10°
Z	100°

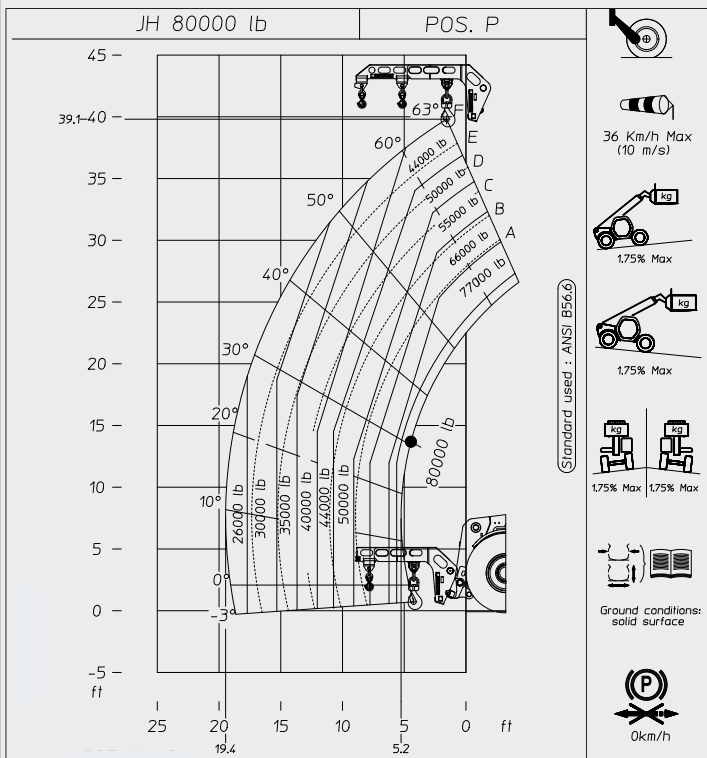
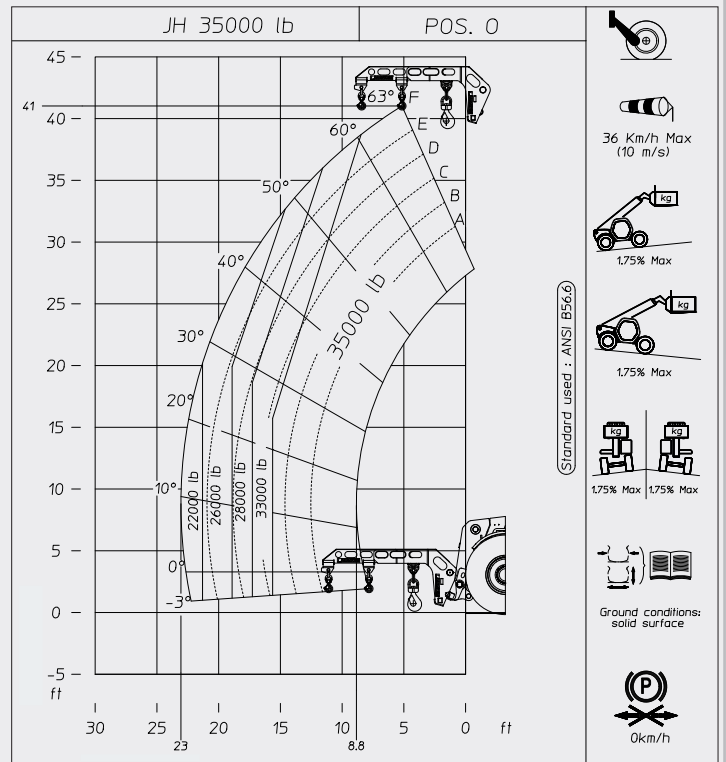
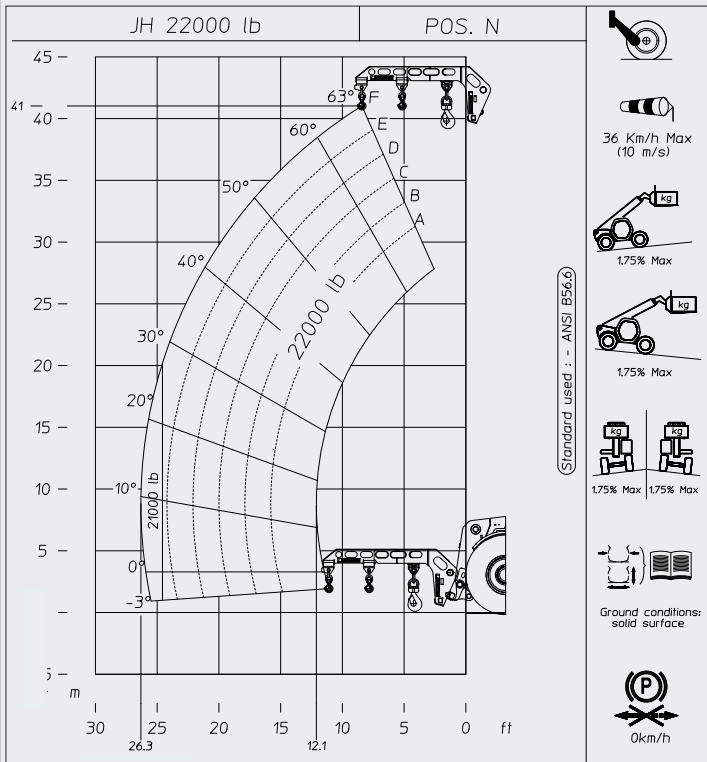
MHT & MHT-X 12330

Rough terrain load chart



MHT & MHT-X 12330

Rough terrain load chart



This brochure describes versions and configuration options for Manitou products which may be fitted with different equipment. The equipment described in this brochure may be standard, optional or not available depending on version. Manitou reserves the right to change the specifications shown and described at any time and without prior warning. The manufacturer is not liable for the specifications given. For more information, contact your Manitou dealer. Non-contractual document. Product descriptions may differ from actual products. List of specifications is not comprehensive. The logos and visual identity of the company are the property of Manitou and may not be used without authorisation. All rights reserved. The photos and diagrams contained in this brochure are provided for information only.

MANITOU BF SA - Limited company with board of directors - Share capital: 39,547,824 euros - 857 802 508 RCS Nantes



Your nearest **MANITOU** dealer:



Head office:
B.P. 249 - 430 rue de l'Aubinière - 44158 Ancenis Cedex - France
Tel: 00 33 (0)2 40 09 10 11 - Fax: 00 33 (0)2 40 09 10 97
www.manitou.com



facebook.com/manitou.official