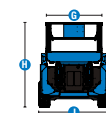
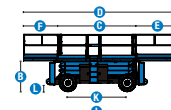
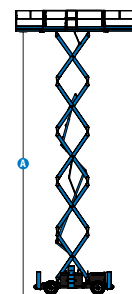


Genie® GS™ -3390, GS-4390 & GS-5390

Specifications

Models	GS-3390		GS-4390		GS-5390	
Measurements	US	Metric	US	Metric	US	Metric
Working height max. ⁽¹⁾	39 ft	12.06 m	49 ft	15.11 m	59 ft	18.15 m
A Platform height max.	33 ft	10.06 m	43 ft	13.11 m	53 ft	16.15 m
B Platform height - stowed ⁽²⁾	5 ft 1 in	1.55 m	5 ft 11 in	1.80 m	6 ft 7.5 in	2.02 m
C Platform length - outside	13 ft 0.5 in	3.98 m	13 ft 0.5 in	3.98 m	13 ft 0.5 in	3.98 m
Platform length - Outside, extended single deck	17 ft 6.25 in	5.34 m	17 ft 6.25 in	5.34 m	17 ft 6.25 in	5.34 m
D Platform length - Outside, extended dual deck	21 ft 6.5 in	6.57 m	21 ft 6.5 in	6.57 m	21 ft 6.5 in	6.57 m
E Slide-out platform extension deck - front	5 ft	1.52 m	5 ft	1.52 m	5 ft	1.52 m
F Slide-out platform extension deck - rear	4 ft	1.22 m	4 ft	1.22 m	4 ft	1.22 m
G Platform width - outside	6 ft	1.83 m	6 ft	1.83 m	6 ft	1.83 m
H Height - stowed (folding rails)	8 ft 10.5 in	2.71 m	9 ft 7.5 in	2.93 m	10 ft 4 in	3.15 m
Height - stowed (rails lowered)	6 ft 7.75 in	2.03 m	7 ft 4.75 in	2.25 m	8 ft 1.25 in	2.47 m
I Length - stowed, single deck	12 ft 11.25 in	3.94 m	12 ft 11.25 in	3.94 m	*	
Length - stowed, dual deck	13 ft 0.5 in	3.98 m	13 ft 0.5 in	3.98 m	-	
Length - stowed, with outriggers	16 ft	4.88 m	16 ft	4.88 m	16 ft	4.88 m
Length - extended, single deck	17 ft 8.5 in	5.40 m	17 ft 8.5 in	5.40 m	17 ft 8.5 in	5.40 m
Length - extended, dual deck	21 ft 6.5 in	6.57 m	21 ft 6.5 in	6.57 m	21 ft 6.5 in	6.57 m
J Width (standard tires)	7 ft 8 in	2.34 m	7 ft 8 in	2.34 m	7 ft 8 in	2.34 m
K Wheelbase	9 ft 4 in	2.84 m	9 ft 4 in	2.84 m	9 ft 4 in	2.84 m
L Ground clearance (center)	1 ft 2 in	36 cm	1 ft 2 in	36 cm	1 ft 2 in	36 cm



Productivity

	7/7		7/7		4/4	
Max. platform occupancy (in/out)						
Lift capacity	2,500 lb	1,134 kg	1,500 lb	680 kg	1,500 lb	680 kg
Lift capacity - extension deck extended	500 lb	227 kg	500 lb	227 kg	500 lb	227 kg
Max. platform drive height	33 ft	10.06 m	43 ft	13.11 m	33 ft	10.06 m
Drive speed - stowed	5.0 mph	8.0 km/h	5.0 mph	8.0 km/h	5.0 mph	8.0 km/h
Drive speed - raised	0.7 mph	1.1 km/h	0.7 mph	1.1 km/h	0.7 mph	1.1 km/h
Gradeability - stowed ⁽³⁾	50 %		50 %		40 %	
Turning radius - inside/outside	7 ft 1 in/17 ft 6 in	2.16 m/5.33 m	7 ft 1 in/17 ft 6 in	2.16 m/5.33 m	7 ft 1 in/17 ft 6 in	2.16 m/5.33 m
Lifting speed - raise/lower	45/29 sec		45/39 sec		60/49 sec	
Max. outrigger leveling (front to back /side to side)	7° / 12°		7° / 12°		7° / 12°	
Tires - Foam-filled rough terrain	12×33 in	30×84 cm	12×33 in	30×84 cm	12×33 in	30×84 cm

Power

Power	Diesel		Diesel		Diesel	
Fuel Tank	20 gal	75.7 L	20 gal	75.7 L	20 gal	75.7 L
Hydraulic tank capacity	30 gal	113.6 L	30 gal	113.6 L	30 gal	113.6 L
Weight	11,977 lb	5,433 kg	12,894 lb	5,849 kg	16,567 lb	7,515 kg
Weight with outriggers	13,652 lb	6,195 kg	14,611 lb	6,628 kg	16,567 lb	7,515 kg
Additional weight, optional dual deck	784 lb	356 kg	784 lb	356 kg	784 lb	356 kg
Additional weight, optional super deck	906 lb	411 kg	906 lb	411 kg	906 lb	411 kg
Additional weight, optional generator	105 lb	48 kg	105 lb	48 kg	105 lb	48 kg
Tire load max.	4,734 lb	2,147 kg	4,722 lb	2,142 kg	5,294 lb	2,401 kg
Tire contact pressure - front, platform fully extended	115.5 psi	796 kPa	115.2 psi	794 kPa	129.1 psi	890 kPa
Occupied floor pressure	167 psf	8.00 kPa	167 psf	7.98 kPa	187 psf	8.94 kPa

Sound and Vibration Levels

Sound Pressure level (ground workstation)	< 88 dBA		< 88 dBA		< 88 dBA	
Sound Pressure level (platform workstation)	< 78 dBA		< 78 dBA		< 78 dBA	
Vibrations	< 8 ft 2 in/s ²	< 2.5 m/s ²	< 8 ft 2 in/s ²	< 2.5 m/s ²	< 8 ft 2 in/s ²	< 2.5 m/s ²

(1) The metric equivalent of working height adds 2 m to platform height. US adds 6 ft to platform height.

(2) Based on RT tires; deduct 2 in/5.8 cm for turf and non-marking tires.

(3) Gradeability applies to driving on slopes and may vary depending on options and machine configurations. See operator's manual for details regarding slope ratings.

(4) Weight refers to standard configuration and may vary depending on options and/or country standards.

(5) Floor loading information is approximate and may vary depending on options and machine configurations. It should be used only with adequate safety factors.

* GS-5390 comes standard with outriggers. Machine length with outriggers represents overall length.

Genie® GS™ -3390, GS-4390 & GS-5390

SKU: Standard Model

- GS-3390, Oscillating Axle*
- **GS439001AD0001:** GS-4390, 2kW AC Generator 110V/60Hz

* Build to Order

SKU: Standard Model

- **GS539001AF0001:** GS-5390, Auto leveling outriggers
- **GS539001AE0031:** GS-5390, Auto leveling outriggers, 2kW AC Generator 110V/60Hz
- **GS539001AE0030:** GS-5390, Ford Gas/LPG, Auto leveling outriggers

Option availability		S	S+	BtO
Power	48.7 hp, 36.3 kW, Deutz D2.9L, Diesel, T4f		✓	
	60 hp, 44.7 kW, Ford 2.5L, Gas/LPG	✓		✓
	Cold weather package			○
Platform	Folding rails, Full-height swing gate	✓	✓	✓
	Single slide-out extension deck	✓	✓	✓
	Dual slide-out extension deck			○
	Air line to platform			○
	2kW AC Generator, 110V/60Hz			○
	AC power to platform	✓	✓	✓
	Diamond plate platform deck	✓	✓	✓
	Electronic horn	✓	✓	✓
	Lanyard attachment points	✓	✓	✓
	Platform control guard (PCON)	✓	✓	✓
	Platform control with fault indicator	✓	✓	✓
	Platform load sense system	✓	✓	✓
	Proportional drive and lift	✓	✓	✓
Chassis	Self-closing entry gate	✓	✓	✓
	Lift Connect Telematics		○	○
	Lift Connect with Access Manager upgrade		○	○
	Biodegradable hydraulic oil			○
	Cold weather hydraulic oil			○
	High floatation, foam-filled tires		○	○
	Rough Terrain, foam-filled tires	✓	✓	✓
	Rough Terrain, foam-filled, non-marking tires		○	○
	Active oscillating axle			○
	Hydraulic oil cooler			○
	LPG tank 7 gal /33.5 lb (incl. in Ford engine)		○	○
	4 wheel drive	✓	✓	✓
	Auto leveling hydraulic outriggers			○
	Descent, tilt and motion alarm	✓	✓	✓
	Dual LED flashing beacons	✓	✓	✓

- S Standard
- S+ Standard +
- BtO Build to Order
- ✓ Standard Features
- Options



4 Wheel Drive



Optional
Oscillating axle



Slide-Out
Engine Tray



Genie Genuine Accessories⁽¹⁾

- Lift Tools Productivity Tools
- Lift Connect Telematics
- Tech Pro Link Handheld Device

(1) More accessories available from Genie Genuine Parts.

Product specifications are subject to change without notice or obligation. Photographs and/or drawings herein are for illustrative purposes only. Refer to the appropriate Operator's Manual for instructions on proper equipment use. Failure to follow instructions in the Operator's Manual may result in serious injury or death. The only warranty applicable to our equipment is the standard written warranty applicable to the particular product and sale and we make no other warranty, express or implied. Products and services listed may be trademarks, service marks or trade names of Terex Corporation and/or their subsidiaries in the USA and many other countries. Terex, Genie, Quality By Design, Xtra Capacity, Lift Power, Lift Guard, Lift Tools, Lift Connect and Tech Pro Link are registered trademarks of Terex Corporation or its subsidiaries.

05/23

