

Technical sheet :

# MRT 2660

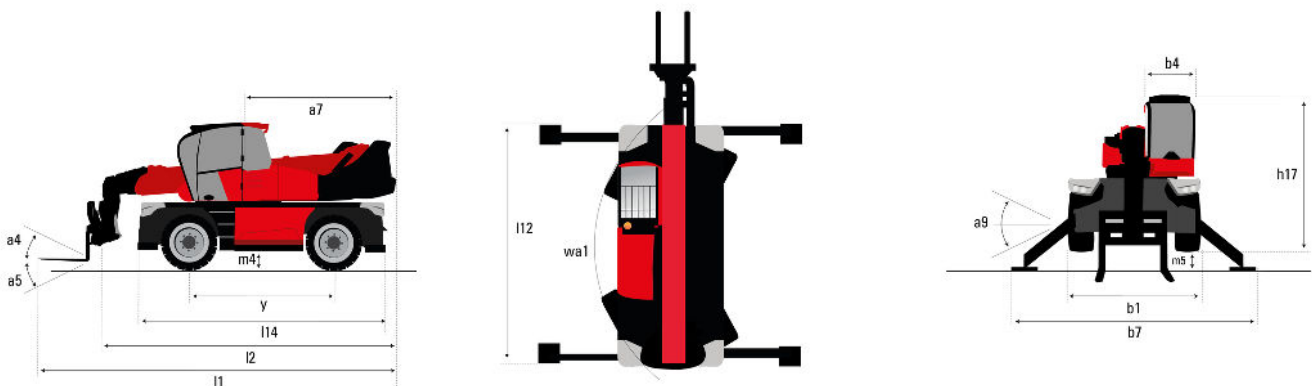
**VISION +**



 **MANITOU**  
HANDLING YOUR WORLD

Capacities		Imperial
Max. capacity		13228 lb
Max. lifting height		85 ft
Max. outreach		71 ft 2 in
Weight and dimensions		
Overall width	b1	8 ft 2 in
Overall height	h17	10 ft 2 in
Overall cab width	b4	3 ft 2 in
Ground clearance	m4	1 ft 2 in
Wheelbase	y	10 ft
Tilt-up angle	a4	12 °
Tilt-down angle	a5	112 °
Turret rotation		360 °
Overall weight		39683 lb
Forks length / width / section	l / e / s	47 in x 4 in x 2 in
Wheels		
Standard tyres		445/65 R22,5
Drive wheels (front / rear)		2 / 2
Steering mode		2 wheel steer, 4 wheel steer, Crab mode
Stabilisers		
Stabs Type		Telescopic Duplex
Controls with stabs		Stabs Commands Individual or Simultaneous
Engine		
Engine brand		Yanmar
Engine norm		Stage V / Tier 4
Engine model		4TN107FHT6SMU1
I.C. Engine power rating / Power (kW)		156 Hp / 115 kW
Max. torque / Engine rotation (min)		602 Nm @ 1500 rpm
Number of cylinders - Capacity of cylinders		4 - 279 in³
Engine cooling system		Water cooled
Number of batteries / Battery / Batteries capacity		2 x 12 V / 120 Ah
Battery starting current		(EN)850 A
Transmission		
Transmission type		Hydrostatic with Speedshift
Gearbox / Number of gears (forward) / Number of gears (reverse)		Speedshift 2 / 2
Max. travel speed		25 mi/h
Parking brake		Automatic negative parking brake
Service brake		Oil-immersed multi-discs braking on front & rear axles
Hydraulics		
Hydraulic pump type		Variable displacement pump
Hydraulic flow		185 l/min
Hydraulic Pressure		5076 PSI
Tank capacities		
Engine oil		3 US gal
Hydraulic oil		69 US gal
Fuel tank		71 US gal
Diesel Exhaust fluid (AdBlue® type)		6 US gal
Miscellaneous		
Steering wheels (front / rear)		2 / 2
Controls		2 Joysticks
Safety cab homologation		Cabin ROPS - FOPS Level 2
Attachment recognition system (E-Reco)		Standard

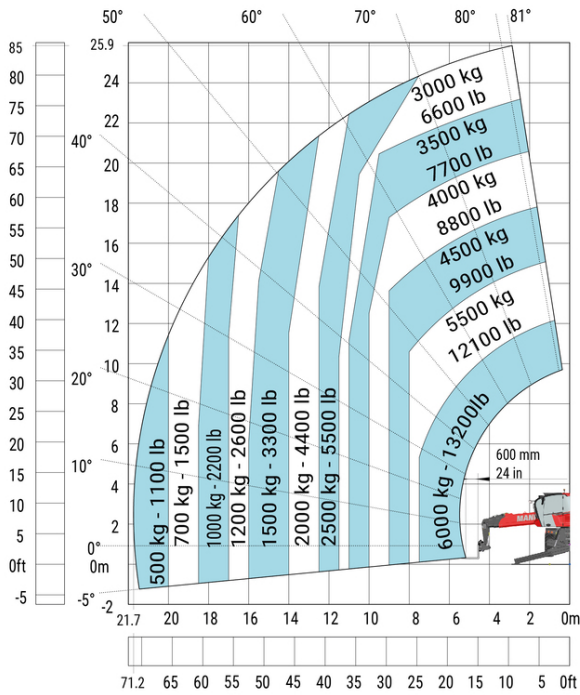
## MRT 2660 - Dimensional drawing



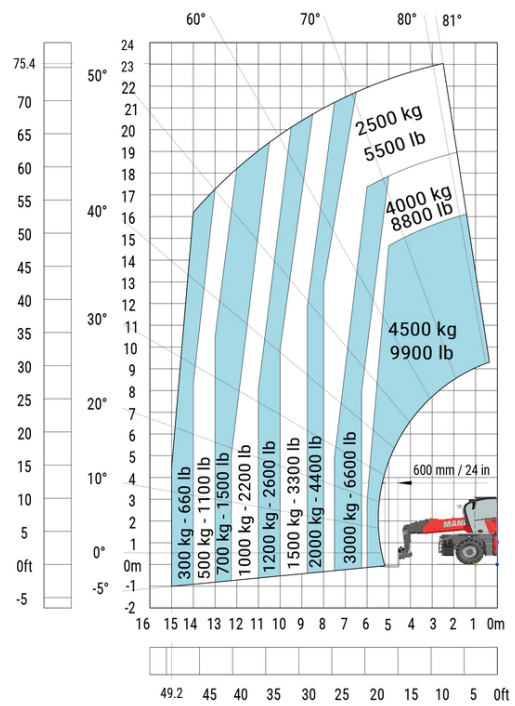
Other data		Imperial
Overall length (with forks)	l1	30 ft 5 in
Length to face of forks	l2	26 ft 6 in
Length of frame	l14	18 ft 8 in
Wheelbase	y	10 ft
Ground clearance	m4	1 ft 2 in
Counterweight offset (turret at 90°)	a7	11 ft 6 in
Tilt-up angle	a4	12 °
Tilt-down angle	a5	112 °
Overall length at stabilisers	l12	17 ft 5 in
External turning radius (over tyres)	Wa1	13 ft 10 in
Overall width	b1	8 ft 2 in
Overall width with stabilisers extended	b7	19 ft
Overall cab width	b4	3 ft 2 in
Overall height	h17	10 ft 2 in
Frame levelling corrector	a9	+/- 7 °
Ground clearance under front tires on stabilizers	m5	1 ft 5 in

## MRT 2660 - Load chart

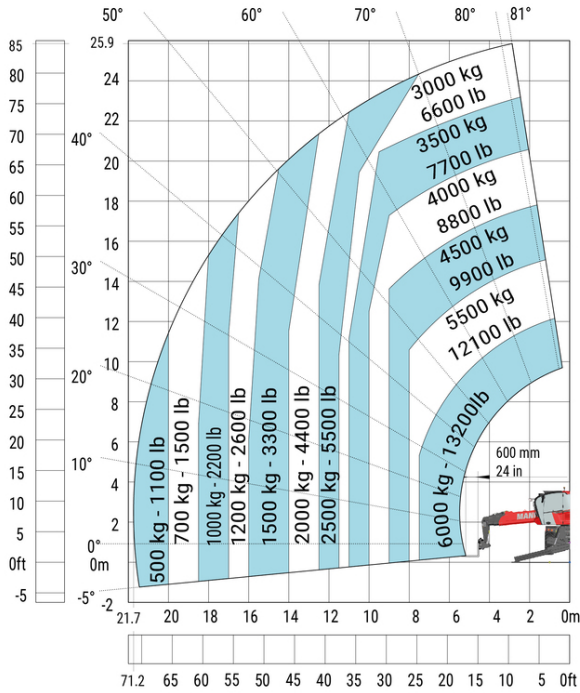
Machine on lowered stabilisers with forks (CAF) Imperial



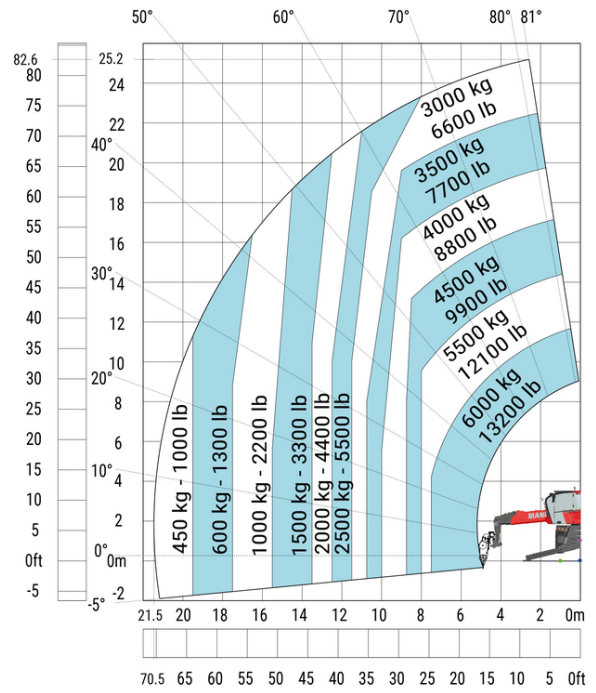
Machine on tyres with forks Imperial



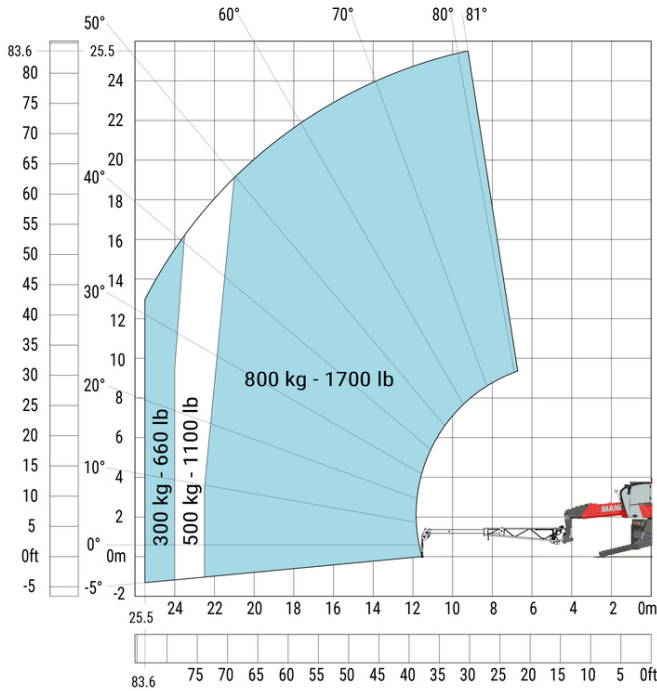
Machine on lowered stabilisers with forks Imperial



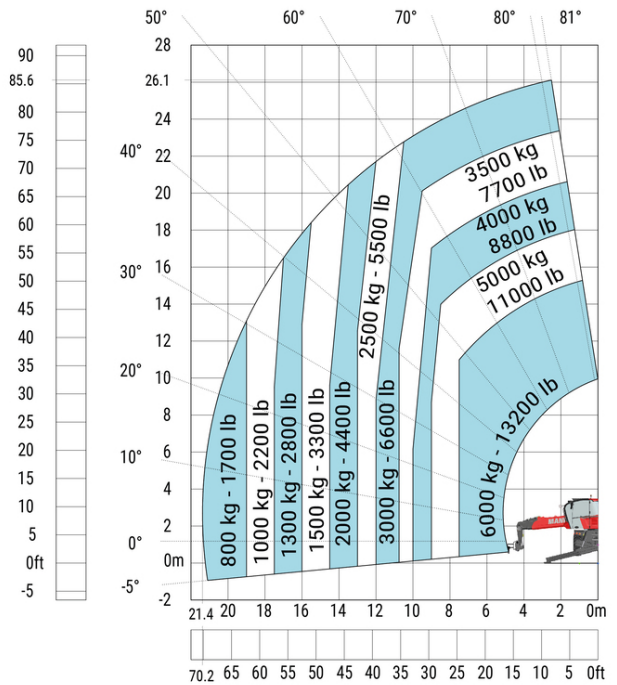
Machine on lowered stabilisers with winch 6000 kg (Imperial)



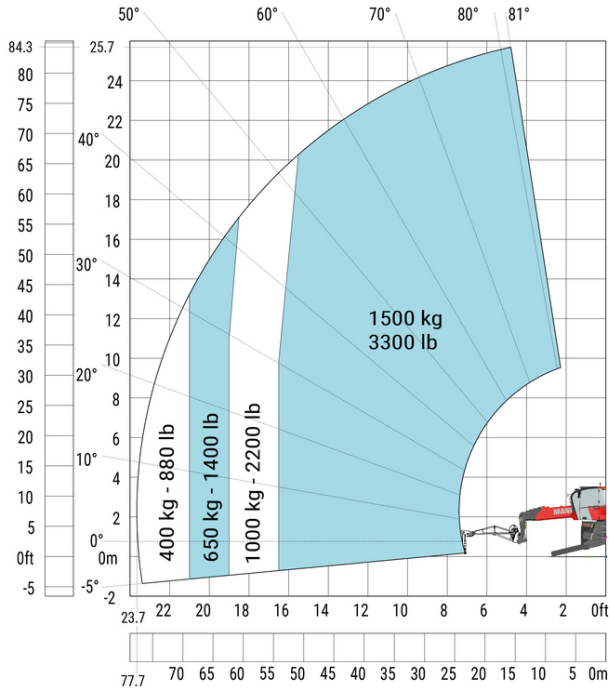
Machine on lowered stabilisers with extensible jib with winch (Imperial)



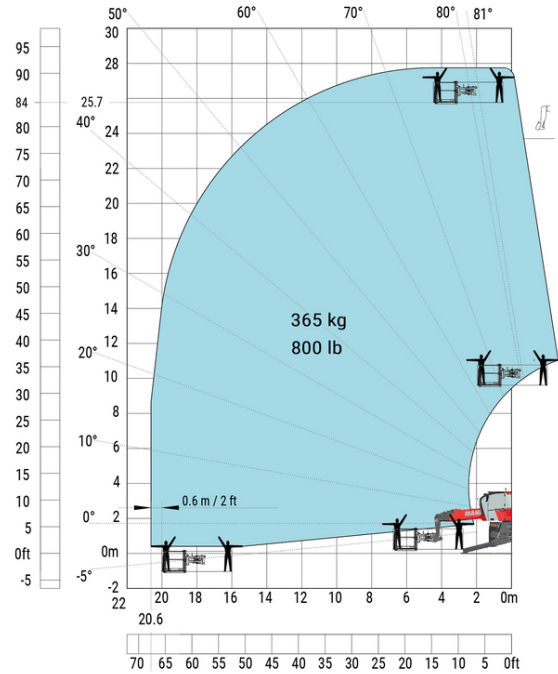
Machine on lowered stabilisers with hook 6000 kg (Imperial)



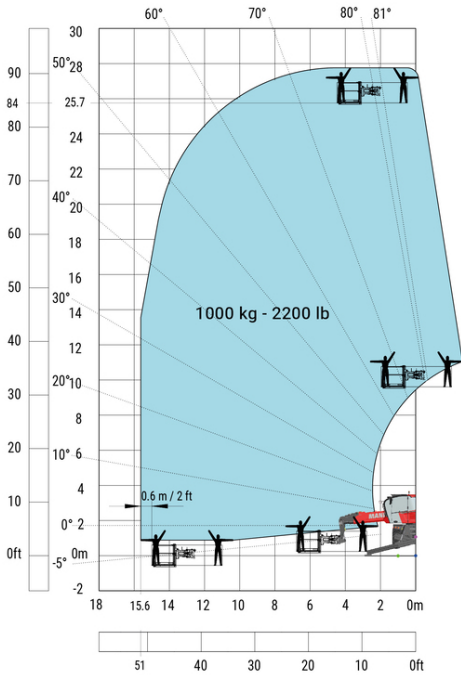
Machine on lowered stabilisers with 1500 kg jib with winch (Imperial)



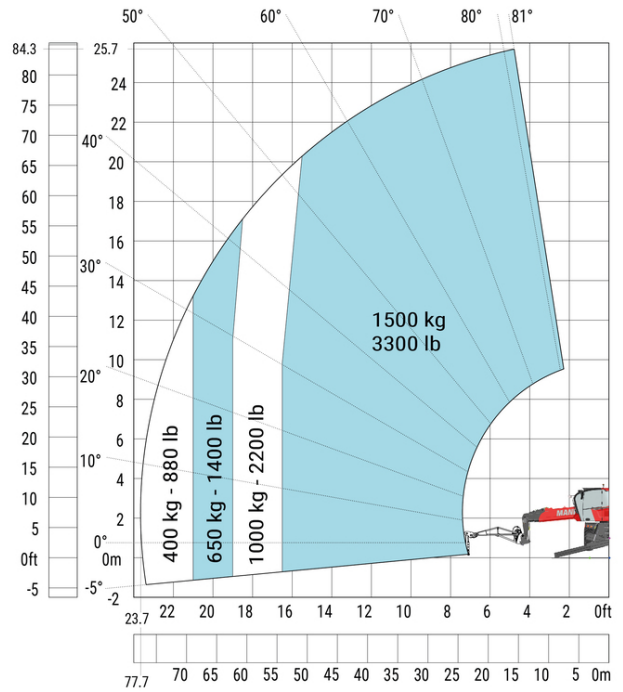
Machine on lowered stabilisers with 365 kg platform Imperial




Machine on lowered stabilisers with 1000 kg platform Imperial



Machine on lowered stabilisers with 1500 kg jib Imperial





Siège Social  
430 rue de l'Aubinière - 44150 Ancenis Cedex - France  
Tel: +33(0)2 40 09 10 11 - Fax: +33 (0)2 40 09 10 97  
[www.manitou.com](http://www.manitou.com)



This brochure describes versions and configuration options for Manitou products which may be fitted with different equipment. The equipment described in this brochure may be standard, optional or not available depending on version. Manitou reserves the right to change the specifications shown and described at any time and without prior warning. The manufacturer is not liable for the specifications given. For more information, contact your Manitou dealer. Non-contractual document. Product descriptions may differ from actual products. List of specifications is not comprehensive. The logos and visual identity of the company are the property of Manitou and may not be used without authorisation. All rights reserved. The photos and diagrams contained in this brochure are provided for information only.

MANITOU BF SA - Limited company with board of directors - Share capital: 39,668,399 euros - 857 802 508 RCS Nantes