

Technical sheet :

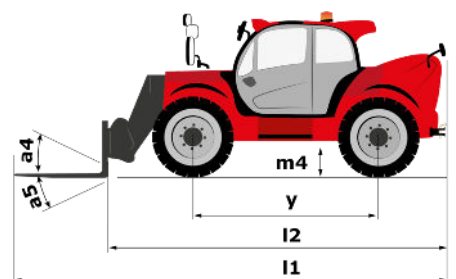
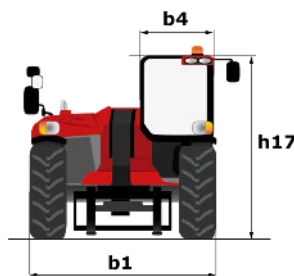
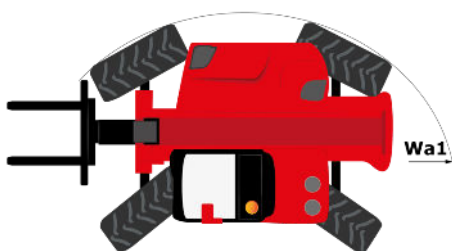
MHT 10200 ST5



 **MANITOU**
HANDLING YOUR WORLD

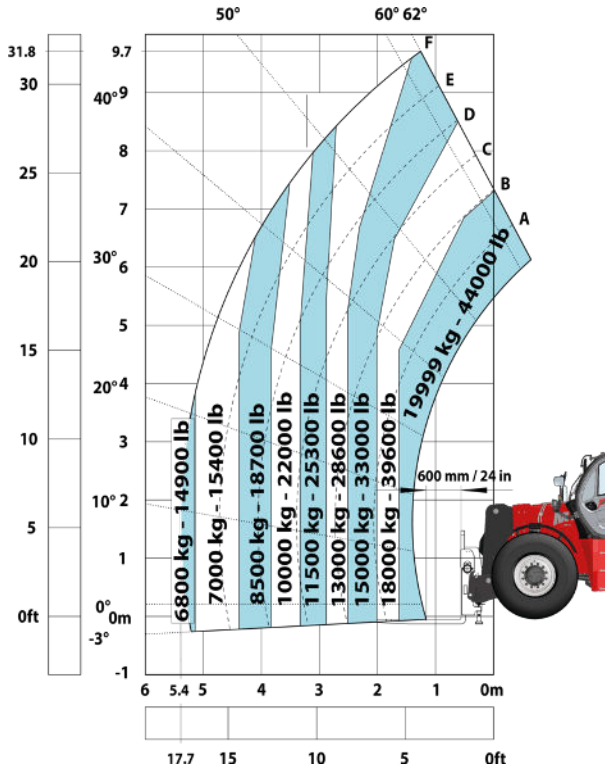
Capacities		Imperial
Max. capacity		44090 lb
Load centre of gravity	c	24 in
Max. lifting height		31 ft 10 in
Max. outreach		17 ft 9 in
Weight and dimensions		
Overall length	l1	25 ft 11 in
Unladen weight (with forks)		59194 lb
Ground clearance	m4	1 ft 4 in
Wheelbase	y	12 ft 4 in
Length to face of forks	l2	22 ft
Overall width	b1	8 ft 6 in
Overall height	h17	9 ft 9 in
Overall cab width	b4	3 ft 1 in
Tilt-down angle	a5	103 °
Tilt-up angle	a4	14 °
External turning radius (over tyres)	Wa1	18 ft 4 in
Forks length / width / section	l / e / s	47 in x 8 in / 3 in
Frame levelling corrector	a9	10 °
Wheels		
Standard tyres		16.00 R25
Number of front wheels / rear wheels		2 / 2
Drive wheels (front / rear)		2 / 2
Steering mode		2 wheel steer, 4 wheel steer, Crab mode
Engine		
Engine brand		Yanmar
Engine nom		Stage V / Tier 4
Engine model		4TN107FTT-6SMU2
Number of cylinders / Capacity of cylinders		4 - 279 in ³
I.C. Engine power rating / Power (kW)		211 Hp / 155 kW
Max. torque / Engine rotation		594 ft/lbs@1500 rpm
Engine cooling system		Water
Number of batteries		2
Battery		12 V
Drawbar pull		18140 daN
Transmission		
Transmission type		Hydrostatic
Number of gears (forward / reverse)		2 / 2
Max. travel speed		16 mi/h
Parking brake		Automatic negative parking brake
Service brake		Oil-immersed multi-discs braking on front & rear axles
Gradeability (laden / unladen)		30.50 % / 58.90 %
Hydraulics		
Hydraulic pump type		Variable displacement pump
Hydraulic flow - Pressure		73 US gpm - 5076 PSI
Tank capacities		
Engine oil		3 US gal
Hydraulic oil		77 US gal
Fuel tank		83 US gal
Diesel Exhaust fluid (AdBlue® type)		6 US gal
Noise and vibration		
Noise at driving position (LpA)		75 dB
Noise to environment (LwA)		109 dB
Vibration on hands/arms		< 2.50 m/s ²
Miscellaneous		
Safety cab homologation		Cabin ROPS - FOPS Level 2
Controls		JSM
Attachment recognition system (E-Reco)		Standard

MHT 10200 ST5 - Dimensional drawing

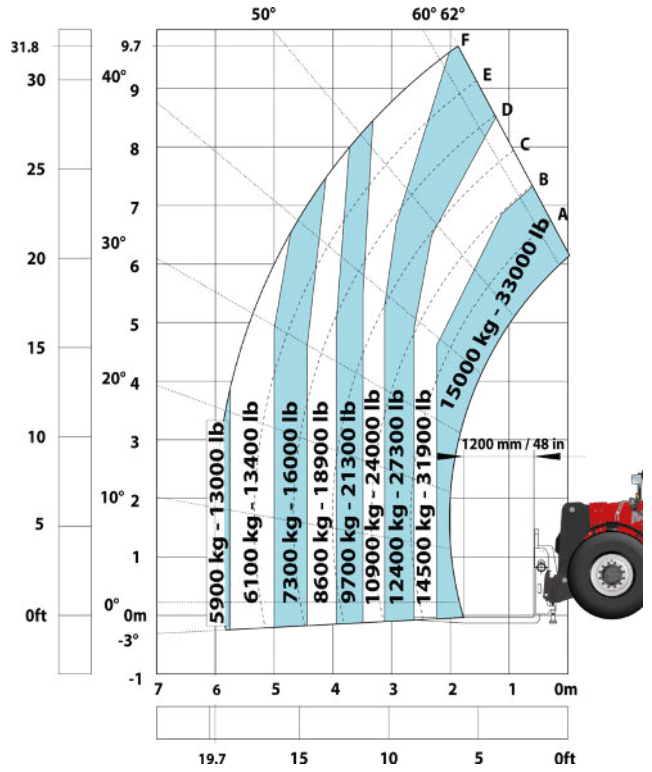


MHT 10200 ST5 - Load chart

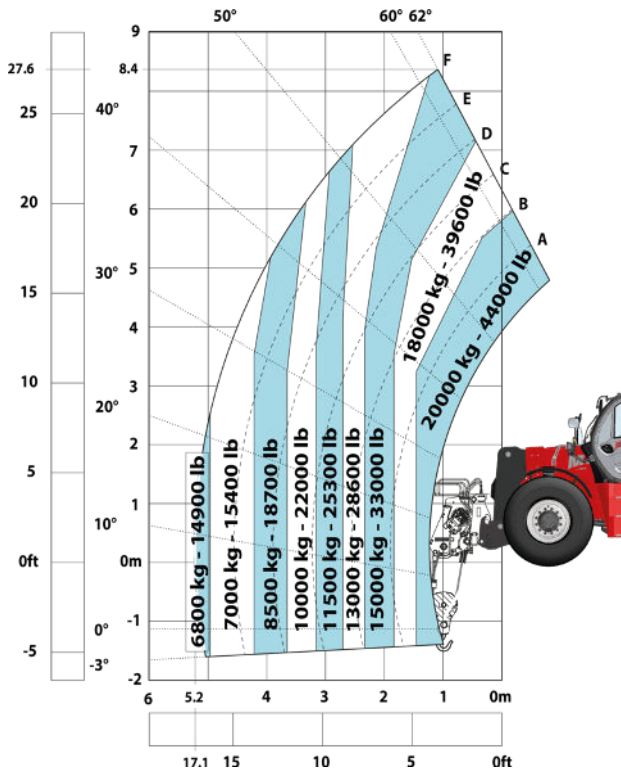
Machine on tyres with forks LC 600 mm (Imperial)



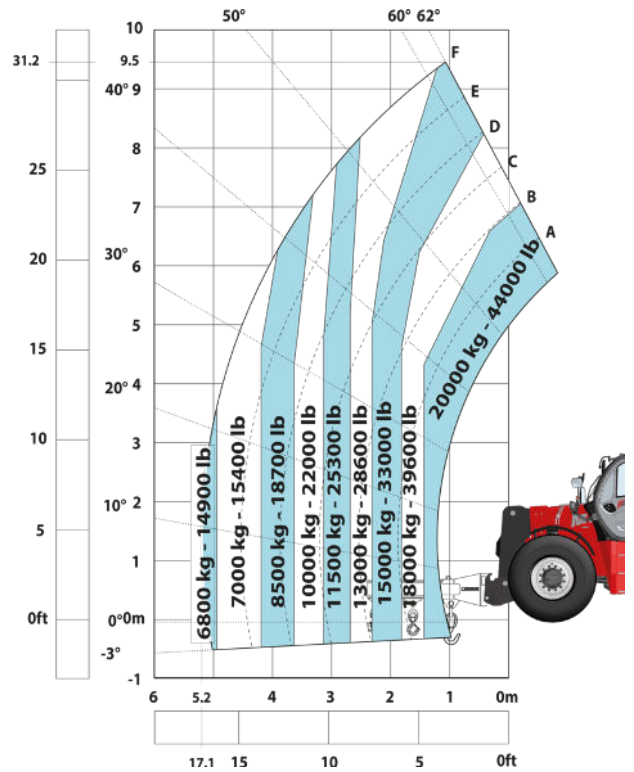
Machine on tyres with forks LC 1200 mm Imperial



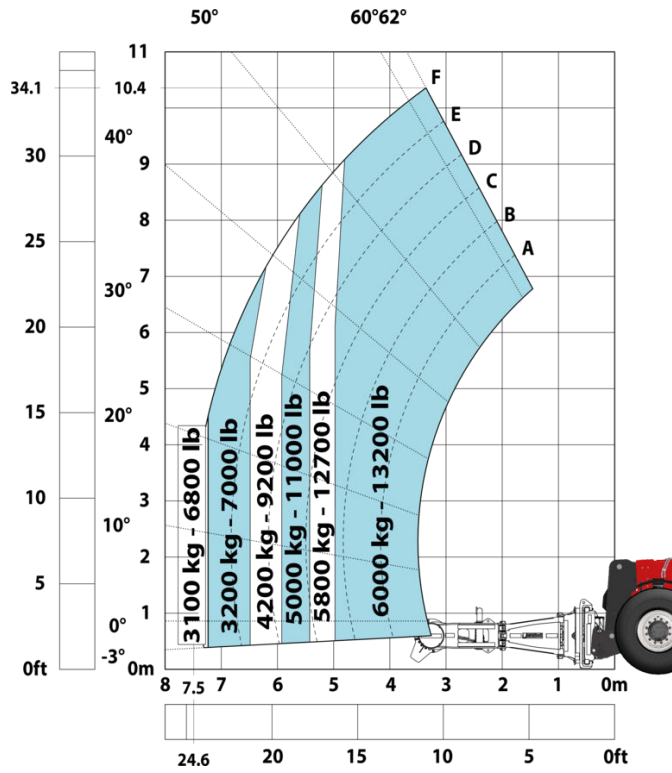
Machine on tyres with winch 20000 kg (Imperial)



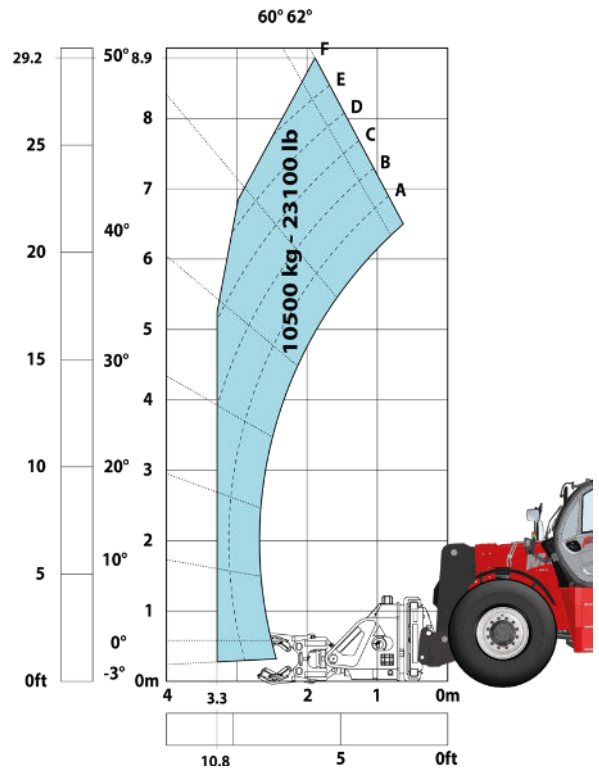
Machine on tyres with 3-hook jib 20000 kg (Imperial)




Machine on tyres with tyre handler TH 57 (Imperial)



Machine on tyres with cylinder handler CH 10 (Imperial)





Head Office

B.P. 249 - 430 rue de l'Aubinière

44150 Ancenis Cedex - France

Tel: +33 (0)2 40 09 10 11 - Fax: +33 (0)2 40 09 10 97

www.manitou.com



This publication provides a description of the configuration versions and options for Manitou products, which may differ for equipment. The equipment presented in this brochure may be part of a series, as an option, or it may not be available, depending on the versions. Manitou reserves the right, at any time and without notice, to amend the specifications described and represented. The specifications provided do not bind the manufacturer. For more details, please contact your Manitou agent. This is not a contractually binding document. The presentation of the products is not contractually binding. List of specifications non-exhaustive. The logos as well as the visual identity of the company are owned by Manitou and cannot be used without authorisation. All rights reserved. The photos and diagrams contained in this brochure are only provided for consultation and information purposes.

MANITOU BF SA - Limited company with board of directors - Share capital: 39,668,399 euros - 857 802 508 RCS Nantes