

Technical sheet :

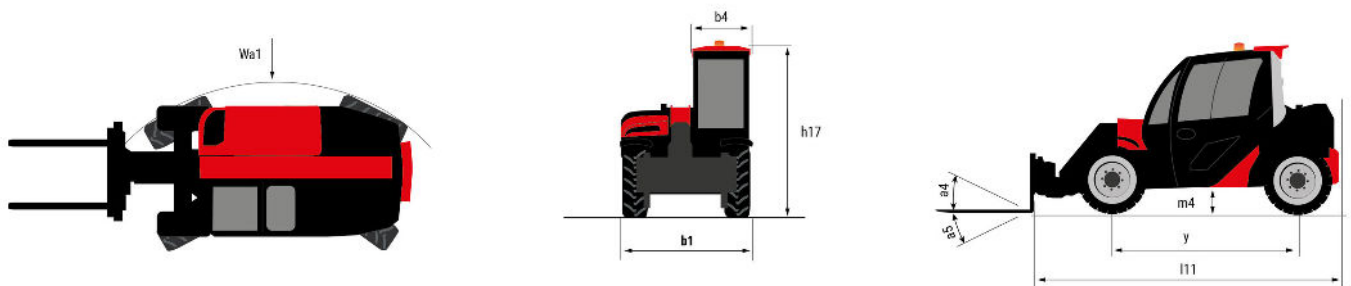
ULM 412 H



 **MANITOU**
HANDLING YOUR WORLD

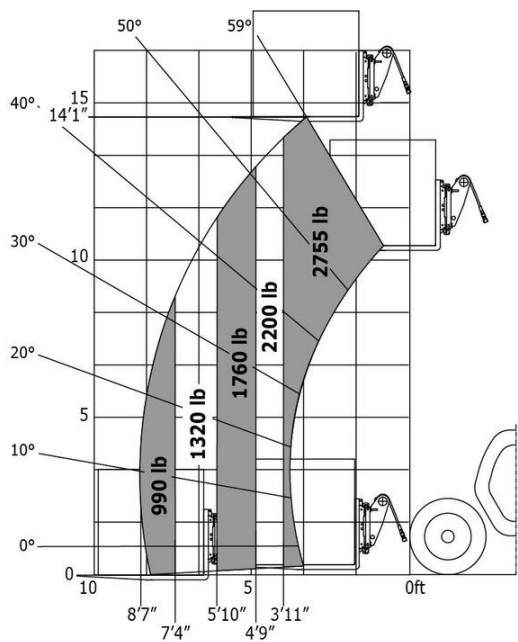
Capacities		Imperial
Max. capacity	Q	2756 lb
Max. lifting height	h3	14 ft 1 in
Max. outreach		8 ft 7 in
Reach at max. height		3 ft 3 in
Breakout force with bucket		1880 daN
Weight and dimensions		
Shipping mass (min. / max.)		5622 lb / 6063 lb
Ground clearance	m4	11 in
Wheelbase	y	7 ft
Overall length to carriage (with hitch)	l11	11 ft 5 in
Overall length to carriage (without hitch)	l3	11 ft 5 in
Front overhang		2 ft 6 in
Overall width	b1	4 ft 11 in
Overall cab width	b4	2 ft 2 in
Overall height	h17	6 ft 4 in
Tilt-down angle	a5	116 °
Tilt-up angle	a4	23 °
External turning radius (over tyres)	Wa1	8 ft 7 in
Standard tyres		CAMSO - MPT 552 - 10.0/75-15.3 124A8
Performances		
Lifting		8.80 s
Lowering		7 s
Extension		6.40 s
Retraction		4.30 s
Crowd		3.40 s
Dump		2.60 s
Engine		
Engine brand		Yanmar
Engine norm		Stage V / Tier 4 final
Engine model		3TNV88C-DMU
Number of cylinders - Capacity of cylinders		3 - 100 in³
I.C. Engine power rating / Power (kW)		35.10 Hp / 26 kW
Max. torque / Engine rotation		77 ft/lbs @1950 rpm
Drawbar pull (Laden)		2000 daN
Reversible fan		Option
Engine cooling system		3 radiators (water + hydraulic oil + fuel)
Transmission		
Transmission type		Hydrostatic
Number of gears (forward / reverse)		2 / 2
Max. travel speed (may vary according to applicable regulations)		16 mi/h
Differential lock		Limited slip differential on front and rear axles
Parking brake		Automatic negative parking brake
Service brake		Hydraulic servo brake
Hydraulics		
Hydraulic pump type		Gear pump
Hydraulic flow - Pressure		13 US gpm - 3408 PSI
Flow sharing distributor		Standard
Tank capacities		
Hydraulic oil		10 US gal
Fuel tank		9 US gal
Noise and vibration		
Noise at driving position (LpA) tested following NF EN 12053 nom		76 dB
Environmental noise (LwA)		104 dB
Vibration to whole hand/arm		< 2.50 m/s²
Miscellaneous		
Safety cab homologation		Cabin ROPS - FOPS Level 1
Controls		JSM


ULM 412 H - Dimensional drawing



ULM 412 H - Load chart

Machine on tyres with forks Imperial





Head Office

B.P. 249 - 430 rue de l'Aubinière

44150 Ancenis Cedex - France

Tel: +33 (0)2 40 09 10 11 - Fax: +33 (0)2 40 09 10 97

www.manitou.com



This publication provides a description of the configuration versions and options for Manitou products, which may differ for equipment. The equipment presented in this brochure may be part of a series, as an option, or it may not be available, depending on the versions. Manitou reserves the right, at any time and without notice, to amend the specifications described and represented. The specifications provided do not bind the manufacturer. For more details, please contact your Manitou agent. This is not a contractually binding document. The presentation of the products is not contractually binding. List of specifications non-exhaustive. The logos as well as the visual identity of the company are owned by Manitou and cannot be used without authorisation. All rights reserved. The photos and diagrams contained in this brochure are only provided for consultation and information purposes.

MANITOU BF SA - Limited company with board of directors - Share capital: 39,668,399 euros - 857 802 508 RCS Nantes