

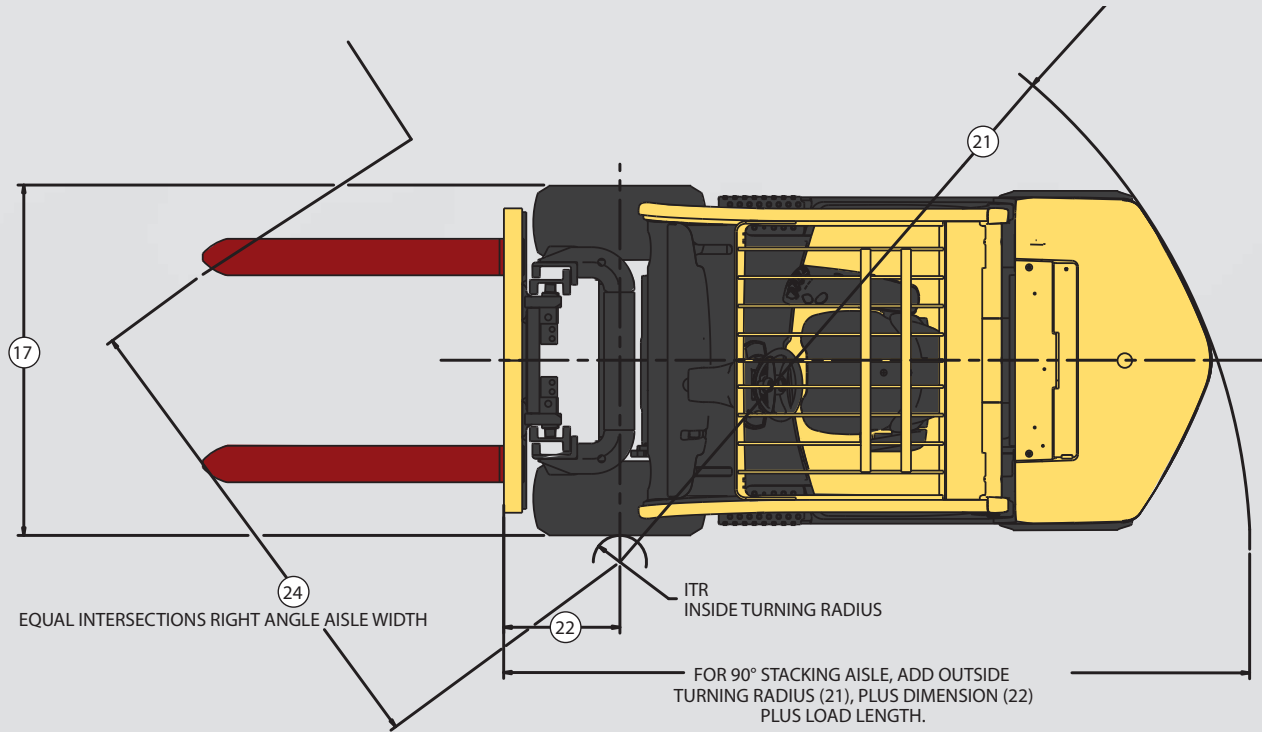


**STRONG PARTNERS.  
TOUGH TRUCKS.™**

## **S135-155FT SERIES TECHNICAL GUIDE**

[WWW.HYSTER.COM](http://WWW.HYSTER.COM)

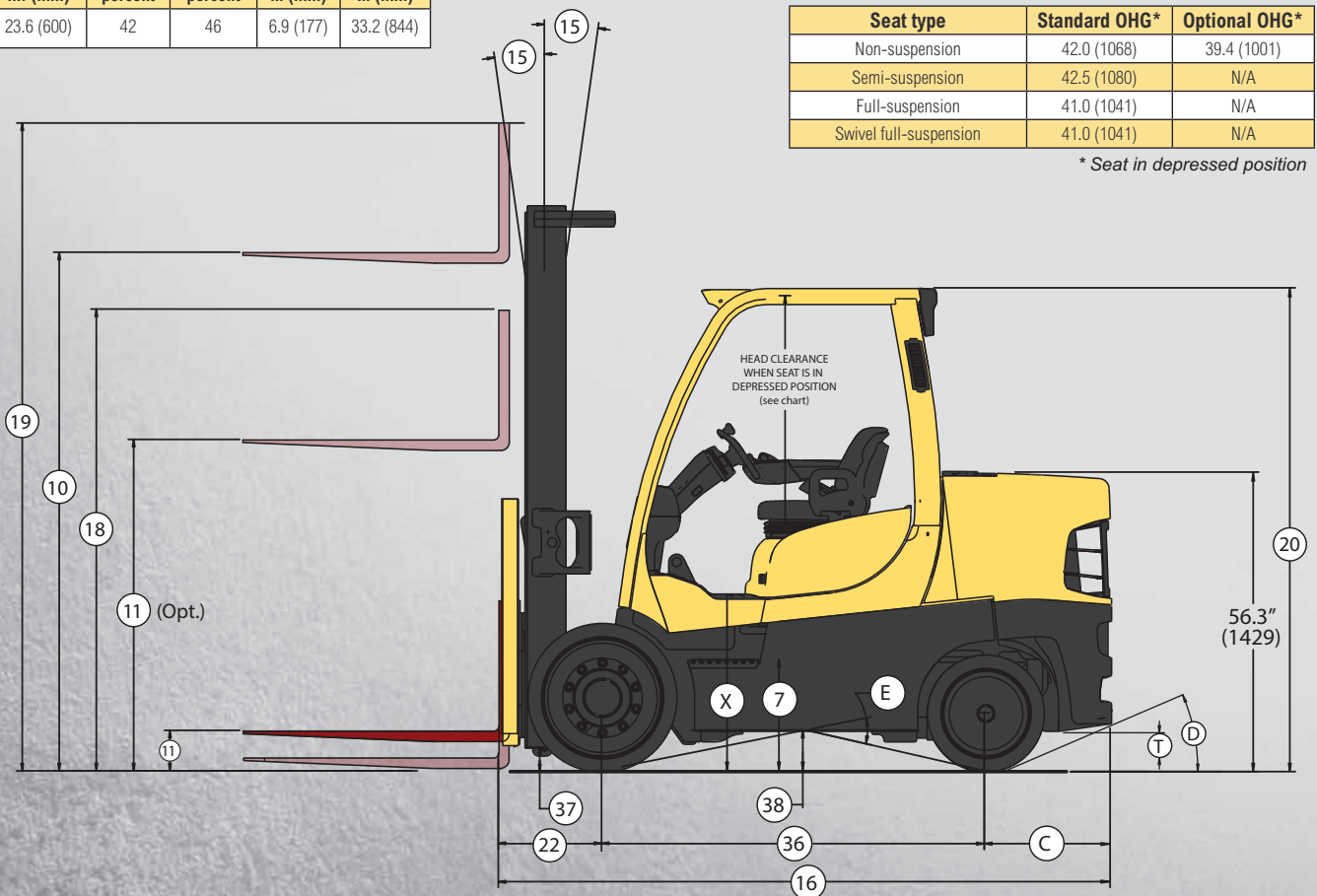
# > S135-155FT DIMENSIONS



C	D	E	T	X
in. (mm)	percent	percent	in (mm)	in (mm)
23.6 (600)	42	46	6.9 (177)	33.2 (844)

Seat type	Standard OHG*	Optional OHG*
Non-suspension	42.0 (1068)	39.4 (1001)
Semi-suspension	42.5 (1080)	N/A
Full-suspension	41.0 (1041)	N/A
Swivel full-suspension	41.0 (1041)	N/A

\* Seat in depressed position



Circled dimensions correspond to the line numbers on the tabulated chart inside the Technical Guide. Dimensions are in inches (millimeters).

# > S135FT SPECIFICATIONS

		Hyster			
		S135FT			
GENERAL	1	Manufacturer name	Hyster		
	2	Model	S135FT		
	3	Engine	Kubota 3.8L LPG	Kubota 3.8L DOC	
	3	Rated capacity	lb (kg)	13,500 (6,000)	
	4	Load center, distance	in (mm)	24 (610)	
	5	Engine/power type - gasoline, LPG, diesel	LPG	Diesel	
	6	Operator type	Seated rider		
	7	Step height	in (mm)	20.9 (531)	
	8	Tire type - cushion, solid, pneumatic	Cushion		
DIMENSIONS	9	Wheels, number - front/rear	2X/2		
	10	Lift height, top of fork (TOF)	in (mm)	133 (3400)	
	11	Lift heights, std limited free lift (LFL) with LBR (TOF)	in (mm)	6 (160)	
		Lift heights, optional full free lift (FFL) with LBR (TOF)	in (mm)	50 (1295)	
	12	Standard carriage width	in (mm)	48 (1219)	
	13	Forks, thickness x width x length	in	2.4 x 5.9 x 48 (60 x 150 x 1219)	
	14	Fork spread, outside dimensions	in (mm)	43.7 (1109)	
	15	Mast tilt angles, forward/backward	degrees	6/10	
	16	Length to face of forks	in (mm)	115.3 (2930)	
	17	Overall width	in (mm)	56.6 (1438)	
	18	Height, standard mast - lowered	in (mm)	107 (2697)	
	19	Height, standard mast - extended with LBR	in (mm)	183 (4632)	
		Height, standard mast - extended without LBR	in (mm)	181 (4575)	
	20	Height, standard overhead guard (tall)	in (mm)	91 (2302)	
		Height, optional overhead guard (short)	in (mm)	88 (2235)	
	PERFORMANCE	21	Turning radius, minimum outside (OTR)	in (mm)	101.8 (2585)
22		Length, center of wheels to face of forks	in (mm)	19.6 (498)	
23		Aisle width, right angle stack (add length of load)	in (mm)	121.4 (3083)	
24		Equal aisle, 90-degree intersecting aisle	in (mm)	91.2 (2317)	
25		Travel speed, RL/NL	mph (km/h)	12.0/12.5 (19.4/20.1)	12.4/12.9 (20.0/20.7)
25		Travel speed, RL/NL w/ 3-speed (fwd) transmission	mph (km/h)	12.5/13.0 (20.1/20.8)	12.6/13.0 (20.2/20.8)
26		Lift speed, standard 2-stage LFL RL/NL	ft / min (m/s)	104/106 (0.53/0.54)	94/96 (0.48/0.49)
		Lift speed, optional 3-stage FFL RL/NL	ft / min (m/s)	100/102 (0.51/0.52)	93/93 (0.47/0.47)
27		Lowering speed, standard 2-stage LFL RL/NL	ft / min (m/s)	114/104 (0.58/0.53)	
		Lowering speed, optional 3-stage FFL RL/NL	ft / min (m/s)	104/81 (0.53/0.41)	
WT.		28	Drawbar pull @ maximum RL/NL	lb (kg)	10000/4800 (4536/2177)
	29	Drawbar pull @ maximum RL/NL w/ 3-speed (fwd) transmission	lb (kg)	10000/4800 (4536/2177)	10000/4821 (4356/2187)
	30	Gradeability @ 1 mph RL/NL	%	31/24	31/ 24
	29	Gradeability @ 1 mph RL/NL w/ 3-speed (fwd) transmission	%	31/24	31/ 24
	30	Weight, standard truck (2-stage LFL) NL	lb (kg)	19200 (8709)	
	31	Weight, standard truck (2-stage LFL) RL	lb (kg)	32700 (14832)	
	32	Axle loading, static front/rear NL	lb (kg)	7860/11340 (3565/5144)	
TIRES & WHEELS	33	Axle loading, static front/rear RL	lb (kg)	29520/3180 (13390/1442)	
	34	Tire size, front	28 x 12 x 22		
	35	Tire size, rear	22 x 12 x 16		
	36	Wheelbase	in (mm)	72.0 (1830)	
	37	Ground clearance, lowest point RL	in (mm)	4.1 (104)	
	38	Ground clearance, center of wheelbase	in (mm)	7.4 (188)	
	39	Service brake - method of control/operation	Foot / hydraulic		
	40	Park brake - method of control/operation	Hand / mechanical		
POWERTRAIN	41	Battery type	Maintenance free		
	42	Volts / cold cranking amps	v / cca	12V/900	12V/900
	43	Engine manufacturer	Kubota 3.8L LPG		Kubota 3.8L turbo diesel
	44	Engine power @ governed speed	hp (kw)	91 (68) @ 2400 RPM	74 (55) @ 2200 RPM
	45	Torque @ rated RPM	ft lbs (N m)	221 (300) @ 1000 RPM	227 (309) @ 1400 RPM
	46	Number of cylinders / displacement	No / cc (ci)	4/3769 (230)	
	47	Transmission type, standard	Powershift		
	48a	Standard speeds, forward/reverse	2/2		
	48b	Optional speeds, forward/reverse	3/2		
	49	Hydraulic tank capacity (drain and refill)	gal (liter)	19.8 (74.9)	
	50	Fuel tank capacity (diesel units only)	gal (liter)	N/A	17.4 (65.8)
51	Auxiliary hydraulic pressure relief for attachments	PSI (Mpa)	2250 (155)		

**CERTIFICATION:** These Hyster lift trucks meet design specifications of Part II ANSI B56.1-1969, as required by OSHA Section 1910.178(a)(2) and also comply with Part III ANSI B56.1-revision in effect at time of manufacture. Certification of compliance with the applicable ANSI standards appears on the lift truck.

† NOTE: Performance specifications / ratings are for truck equipped as described under Standard Equipment in this Technical Guide. Performance specifications are affected by the condition of the vehicle and how it is equipped, as well as by the nature and condition of the operating area. Specifications are subject to change and the proposed application should be discussed with your authorized Hyster Company Dealer.

†† Limited by traction. For further information on this dimension, please contact your local Hyster dealer.

# S155FT SPECIFICATIONS

GENERAL	1	Manufacturer name	Hyster	
	2	Model	S155FT	
	3	Engine	Kubota 3.8L LPG	Kubota 3.8L DOC
	3	Rated capacity	lb (kg)	15,500 (7,000)
	4	Load center, distance	in (mm)	24 (610)
	5	Engine/power type - gasoline, LPG, diesel	LPG	Diesel
	6	Operator type	Seated rider	
	7	Step height	in (mm)	20.9 (531)
	8	Tire type - cushion, solid, pneumatic	Cushion	
DIMENSIONS	9	Wheels, number - front/rear	2X/2	
	10	Lift height, top of fork (TOF)	in (mm)	133 (3400)
	11	Lift heights, std limited free lift (LFL) with LBR (TOF)	in (mm)	6 (160)
		Lift heights, optional full free lift (FFL) with LBR (TOF)	in (mm)	50 (1295)
	12	Standard carriage width	in (mm)	48 (1219)
	13	Forks, thickness x width x length	in	2.4 x 5.9 x 47 (60 x 150 x 1219)
	14	Fork spread, outside dimensions	in (mm)	43.7 (1109)
	15	Mast tilt angles, forward/backward	degrees	6/10
	16	Length to face of forks	in (mm)	115.3 (2930)
	17	Overall width	in (mm)	56.6 (1438)
	18	Height, standard mast - lowered	in (mm)	107 (2697)
	19	Height, standard mast - extended with LBR	in (mm)	183 (4632)
		Height, standard mast - extended without LBR	in (mm)	181 (4575)
	20	Height, standard overhead guard (tall)	in (mm)	91 (2302)
		Height, optional overhead guard (short)	in (mm)	88 (2235)
	PERFORMANCE	21	Turning radius, minimum outside (OTR)	in (mm)
22		Length, center of wheels to face of forks	in (mm)	19.6 (498)
23		Aisle width, right angle stack (add length of load)	in (mm)	121.4 (3083)
24		Equal aisle, 90-degree intersecting aisle	in (mm)	91.2 (2317)
25		Travel speed, RL/NL	mph (km/h)	12.0/12.5 (19.4/20.1)   12.4/12.9 (20.0/20.7)
25		Travel speed, RL/NL w/ 3-speed (fwd) transmission	mph (km/h)	12.5/13.0 (20.1/20.8)   12.6/13.0 (20.2/20.8)
26		Lift speed, standard 2-stage LFL RL/NL	ft / min (m/s)	104/106 (0.53/0.54)   94/96 (0.48/0.49)
		Lift speed, optional 3-stage FFL RL/NL	ft / min (m/s)	100/102 (0.51/0.52)   93/93 (0.47/0.47)
27		Lowering speed, standard 2-stage LFL RL/NL	ft / min (m/s)	114/104 (0.58/0.53)
		Lowering speed, optional 3-stage FFL RL/NL	ft / min (m/s)	104/81 (0.53/0.41)
WT.	28	Drawbar pull @ maximum RL/NL	lb (kg)	10000/5069 (4536/2299)   10000/5090 (4536/2309)
	29	Drawbar pull @ maximum RL/NL w/ 3-speed (fwd) transmission	lb (kg)	10000/5069 (4536/2299)   10000/5090 (4536/2309)
	30	Gradeability @ 1 mph RL/NL	%	27/ 23   28/ 23
	29	Gradeability @ 1 mph RL/NL w/ 3-speed (fwd) transmission	%	27/ 23   28/ 23
	30	Weight, standard truck (2-stage LFL) NL	lb (kg)	21100 (9571)
	31	Weight, standard truck (2-stage LFL) RL	lb (kg)	36600 (16601)
TIRES & WHEELS	32	Axle loading, static front/rear NL	lb (kg)	9269/11745 (4204/5327)
	33	Axle loading, static front/rear RL	lb (kg)	33140/3460 (15032/1569)
	34	Tire size, front	28 x 12 x 22	
	35	Tire size, rear	22 x 12 x 16	
	36	Wheelbase	in (mm)	72.0 (1830)
	37	Ground clearance, lowest point RL	in (mm)	4.1 (104)
	38	Ground clearance, center of wheelbase	in (mm)	7.4 (188)
	39	Service brake - method of control/operation	Foot / hydraulic	
	40	Park brake - method of control/operation	Hand / mechanical	
	41	Battery type	Maintenance free	
POWERTRAIN	42	Volts / cold cranking amps	v / cca	12V/900   12V/900
	43	Engine manufacturer	Kubota 3.8L LPG   Kubota 3.8L turbo diesel	
	44	Engine power @ governed speed	hp (kw)	91 (68) @ 2400 RPM   74 (55) @ 2200 RPM
	45	Torque @ rated RPM	ft lbs (N m)	221 (285) @ 1000 RPM   227 (309) @ 1400 RPM
	46	Number of cylinders / displacement	No / cc (ci)	4/4302 (230)   4/3769 (230)
	47	Transmission type, standard	Powershift	
	48a	Standard speeds, forward/reverse	2/2	
	48b	Optional speeds, forward/reverse	3/2	
	49	Hydraulic tank capacity (drain and refill)	gal (liter)	19.8 (74.9)
	50	Fuel tank capacity (diesel units only)	gal (liter)	N/A   17.4 (65.8)
51	Auxiliary hydraulic pressure relief for attachments	PSI (Mpa)	2250 (155)	

**CERTIFICATION:** These Hyster lift trucks meet design specifications of Part II ANSI B56.1-1969, as required by OSHA Section 1910.178(a)(2) and also comply with Part III ANSI B56.1-revision in effect at time of manufacture. Certification of compliance with the applicable ANSI standards appears on the lift truck.

† NOTE: Performance specifications / ratings are for truck equipped as described under Standard Equipment in this Technical Guide. Performance specifications are affected by the condition of the vehicle and how it is equipped, as well as by the nature and condition of the operating area. Specifications are subject to change and the proposed application should be discussed with your authorized Hyster Company Dealer.

†† Limited by traction. For further information on this dimension, please contact your local Hyster dealer.

## STANDARD LIFT SPECIFICATIONS

Maximum fork height (TOF) †	Overall lowered height	Overall extended height w/ load backrest	Overall extended height w/o load backrest	Free-lift (TOF) w/load backrest	Free-lift (TOF) w/o load backrest
in (mm)	in (mm)	in (mm)	in (mm)	in (mm)	in (mm)
<b>2-STAGE LIMITED FREE-LIFT (LFL) VISTA™ MAST</b>					
118 (3000)	100 (2540)	172 (4354)	166 (4195)	6 (160)	6 (160)
133 (3400)	108 (2740)	188 (4754)	181 (4595)	6 (160)	6 (160)
173 (4400)	128 (3240)	227 (5754)	221 (5595)	6 (160)	6 (160)
212 (5400)	148 (3740)	266 (6754)	260 (6595)	6 (160)	6 (160)
<b>3-STAGE FULL FREE-LIFT (FFL) VISTA™ MAST</b>					
185 (4700)	102 (2570)	239 (6054)	230 (5830)	47 (1216)	56 (1440)
220 (5600)	113 (2870)	274 (6954)	265 (6730)	59 (1516)	68 (1740)
244 (6200)	123 (3120)	298 (7554)	289 (7330)	69 (1766)	78 (1990)
† Lift heights over 212" (5400 mm) maximum fork height are considered highlifts and require reduced capacity and restricted back tilt.					



## STANDARD EQUIPMENT

---

- Kubota 3.8L LPG, EPA/CARB emissions compliant engine
- Electronic powershift transmission
  - Hydraulic inching
  - Electronic shift control
  - 2 speeds forward, 2 speeds reverse
- Oil-cooled wet disc brakes
- MONOTROL® pedal
- 2-Stage limited free-lift (LFL) VISTA™ mast with maximum fork height of 133" (2400 mm)
- 48.0" (1219 mm) wide hook-type carriage with 48.0" (1219) tall load backrest extension
- 48.0" (1219 mm) long forks
- 6 degrees forward and 10 degrees backward mast tilt
- 3-function hydraulic control valve
- Integrated dashboard display includes:
  - LCD display:
    - Fuel level (gasoline or diesel only)
    - Hour meter
    - Coolant temperature
    - Clock
    - Messages
  - Service indicator lights:
    - Alternator
    - Transmission oil temperature
    - Engine oil pressure
    - Brake fluid level
  - Fasten seat belt
  - Low fuel level
  - Engine malfunction
  - System malfunction
  - Park brake
  - Coolant temperature
  - Forward, reverse and neutral direction indicators
- Hydrostatic power steering
- Non-suspension vinyl seat
- No-cinch seat belt
- Electronic horn
- Adjustable steer column
- Rubber floor mat
- High air intake
- Integral tie downs
- Operator restraint system
- Combi-cooler radiator
- Single pedal inch brake
- Hyster Stability System (HSS®)
- Cowl-mounted hydraulic control levers
- Swing out LPG tank bracket
- Pressure sensing low LPG fuel sensor
- 91" (2302 mm) tall overhead guard
- 12 mo. / 2,000 hr. manufacturer's warranty
- 36 mo. / 6,000 hr. manufacturer's powertrain warranty
- Operator's manual
- UL Classification LP

## OPTIONAL EQUIPMENT


---

- Kubota 3.8L DOC EPA Certified Tier 4 Final turbo diesel engine
  - Maintenance-free emissions system
- DuraMatch™ transmission
  - Auto deceleration system
  - Controlled power reversal feature
  - Controlled roll back on ramps
  - 3 speeds forward, 2 speeds reverse
  - Higher travel speed and gradeability
- Powertrain protection system
- Premium monitoring
- High air intake with pre-cleaner
- Accumulator
- Keyless start (with auxiliary key switch)
- Optional short height overhead guard
- Powertrain protection system
- Paper applications kit
- Vented hood
- Heavy duty engine modification
- Swing-out, drop-down EZXchange™ LPG tank bracket
- Optical sensing low LPG fuel sensor (DuraMatch™)
- Return to set tilt
- TouchPoint electro-hydraulic mini-lever controls
  - Fully adjustable armrest
  - On-demand hydraulic system
- Rear drive handle with horn button
- Full suspension seat - vinyl or cloth
- Swivel full-suspension seat - vinyl or cloth
- On-demand cooling system
- High-visibility non-cinch seat belt with or without interlock
- Impact monitor
- Load weight display
- Operator pre-shift checklist
- Lever shift directional control
- Seat side directional control mounted on TouchPoint e-hydraulic control armrest
- Dual-inch brake pedals
- Operator password protection
- Audible reverse activated 82-102 dB(A) self-adjusting alarm
- Visible amber strobe light - continuously activated, overhead guard mounted
- Parts publications - printed or CD, serial number specific
- UL Classification LPG, D, DS
- Various light packages with halogen or high intensity LED's
- Non-marking smooth tires



Hyster Company  
P.O. Box 7006  
Greenville, North Carolina  
27835-7006  
Part No. S135-155FT-TG  
4/2021 Litho in U.S.A.

Visit us online at [www.hyster.com](http://www.hyster.com) or call us at **1-800-HYSTER-1**.

Hyster, , and STRONG PARTNERS. TOUGH TRUCKS. are registered trademarks in the United States and certain other jurisdictions. Hyster products are subject to change without notice.

All trucks shown with optional equipment. © 2021 Hyster Company. All rights reserved.